

HomePlus is New Zealand's premium nationwide designer and installer of wardrobe systems.

HomePlus can create an extensive range of wardrobe designs from lavish walk-ins to compact space-saving reach-in wardrobes.

We have stylish melamine floor standing systems, available in 550mm or 395mm deep, and 395mm in our wall-hung designs. With a range of accessories to keep your space clean and organised.

We also offer a range of other wardrobe systems, that include wall-hung units and wire shelving. Our bespoke designs can combine a variety of systems, to best suit your wardrobe needs.

ClosetPro® Ultra 550™

For the ultimate in custom wardrobes choose ClosetPro® Ultra 550™. This is our deepest wardrobe system, which can hold a wide variety of installed accessories and is available in a range of colours.

ClosetPro® Premium 395™

Simply the best in a 395mm deep system. ClosetPro® Premium 395™ is constructed with the same high-grade 18mm Melamine that the Ultra 550™ has and is great for smaller spaces.

ClosetPro® Classic 395™

The Classic 395™ wardrobe organiser comes standard in white 16mm water-resistant particle board as a convenient to install custom-made wall-hung unit. We have standard designs but can create custom units to suit your wardrobe space.





CLOSETPRO® ULTRA 550™

ClosetPro® wardrobe organisers are a premium system designed with solid melamine cabinetry, and the ClosetPro® Ultra 550mm system is the deepest on offer. Bespoke designed specifically for your home it can be combined from a range of sleek aluminium components to produce a variety of storage configurations that will cater to all your wardrobe storage requirements.

HIDDEN STORAGE:

Hide your precious items away when they are in storage. Our systems are custom-made for you and can feature unique designs such as the pull-out shoe and clothing compartment available with our 550mm deep units.

- 550mm deep
- 18mm Melamine
- **Height** 2150 - 2180mm
- **Drawers** soft close, white inside, face coloured to your choice
- **Colour** There is a wide variety of timber and coloured finishes available. Talk to your HomePlus team to pick a style that suits you.





GENNARO™

Gennaro™ is a premium range of accessories specifically for the 550mm deep ClosetPro® Ultra 550™ wardrobes. Gennaro™ products have been designed to be modular, which enables them to be placed to suit your needs and are finished with exquisite Pearl Grey coloured materials and soft close runners. Store your valuables, folded clothes, and pants conveniently away with the easy-open drawers.

The Gennaro™ range is available façade free, or installed behind melamine panels that match the rest of your wardrobe.

BASKET

The Gennaro™ Basket is a great storage option for folded clothes. Available in two widths and sitting on soft close runners, the Gennaro™ basket is the perfect place for your favourite sweaters.

- **Widths** 564mm & 764mm
- **Min Depth** 420mm
- **Colour** Pearl Grey



JEWELLERY DRAWER

Keep your most precious pieces concealed and tidy with the Gennaro™ Jewellery Drawer. Padded compartments will keep valuables protected, organised and visible, ready for a night out or special occasion.

- **Widths** 564mm & 764mm
- **Min Depth** 420mm
- **Colour** Pearl Grey





PANT RACK

A pant rack is the perfect way to store your pants, keeping them free from creases and ready to wear. With freely sitting rails you can add and remove them as you please.

A front panel is not available with the Gennaro Pant Rack.

- **Widths** 564mm (8 rails) & 764mm (11 rails)
- **Min Depth** 420mm
- **Colour** Pearl Grey

SHOE RACK

Your best shoes are tucked away ready to go. The Gennaro™ Shoe Rack keeps your shoes tidy and ventilated on convenient mesh racks.

- **Widths** 564mm & 764mm
- **Min Depth** 420mm
- **Colour** Pearl Grey



Shown with optional melamine front façade panel



ROTATING MIRROR

The most versatile mirror in your house is built into a ClosetPro. The Gennaro™ Rotating Mirror is a great addition to your wardrobe. Slide it away into the wardrobe when not required, the mirror can also be installed into our 395mm deep units.

- **Dimensions** 61mm Wide x 352mm Deep x 1200mm High
- **Colour** Pearl Grey



The hidden jewellery drawer for our Premium ClosetPro® can be installed with the low drawer side design.



CLOSETPRO® PREMIUM 395™

ClosetPro® is also available in a 395mm deep shelf design and is ideal for keeping a little more floor space when you need it and, is a more economical version that won't sacrifice style or quality. The 395mm system comes in the same 18mm melamine as the 550mm design, so dependable style is certain.

OUR DRAWERS AND THE HIDDEN JEWELLERY DRAWER

We have a low, medium, and full height range of drawers to suit the situation. A low-profile drawer is installed in conjunction with the hidden jewellery drawer. The medium range is perfect when five drawers are required. The standard size is a full-height drawer side, much like a full melamine constructed wardrobe.

The benefits are premium, lightweight drawers with concealed runners. The hidden jewellery drawer tucks neatly away to help keep your most valuable items safe and sound. Available installed, with any ClosetPro system with a minimum width of 600mm.

- 395mm deep
- 18mm Melamine
- **Height** 2150 - 2180mm
- **Colour** There is a wide variety of timber and coloured finishes available. Talk to your HomePlus team to pick a style that suits you.



All drawer fronts are available with Euro gap design or sleek Aluminium strip handles.

CLOSETPRO® CLASSIC 395™

The ClosetPro® Classic white wardrobe organiser system is easy to install, with a simple design and elegant finish.

Our wall-hung options are a great choice when space is limited. Available in standard white or a custom colour of your choice, there are a range of configurations to choose from or you can design a setup specific to your home.

- 395mm deep
- Comes standard in white 16mm moisture-resistant particle board
- **Standard height** 1800mm. Other heights available
- **Drawers** Soft close, white, available in three heights
- **Colour** There is a wide variety of timber and coloured finishes available in ClosetPro® Premium 18mm Melamine coated MDF. Talk to your HomePlus branch to pick a style that suits you



The ClosetPro® Classic system can come with either a square front or mitred front edge, choose a drawer and shelf combination to fit your needs, run completely with either shelves or drawers or mix it up.

AMEDEO™ COMPONENTS

The Amedeo™ range of components can be installed in the Ultra 550™, Premium 395™, or Classic 395™ ClosetPro® systems and offer helpful features for your walk-in or reach-in wardrobe.

BELT RACK

Hang belts ready for use. The convenient Amedeo™ belt rack keeps your belts handy, visible, tidy, and out of the way when not required.

- **Dimensions** 350mm Deep x 56mm Wide x 88mm High
- **Colour** cover plate only. Satin Nickel or powder coated* to the colour of choice from the extensive Dulux® range



Extended Pearl Grey Belt rack.

TIE RACK

Keep ties visible, crinkle-free, and ready to wear. Slide the Amedeo™ rack out when choosing for easy picking.

- **Dimensions** 350mm Deep x 56mm Wide x 88mm High
- **Colour** cover plate only. Satin Nickel or powder coated* to the colour of choice from the extensive Dulux® range



TROUSER RACK

The Amedeo™ pop-out trouser rack is a great way to store your important pants. Keep them ready to go and easy to view and access, the rack will slide out so that you can choose the pants of choice.

- Only available in 564mm width
- 11 rails
- **Dimensions** 350mm Deep x 564mm Wide x 65mm High
- **Colour** side cover plates only Satin Nickel or powder coated* to the colour of choice from the extensive Dulux® range



VALET ROD

No matter how spacious a wardrobe is often storage racks will be full. The Amedeo™ valet rod is the perfect accessory to hang your recently ironed and ready-to-wear clothing items before dressing. Slides away when not required.

- **Dimensions** 350mm Deep x 29mm Wide x 81mm High
- **Colour** side cover plates only Satin Nickel or powder coated* to the colour of choice from the extensive Dulux® range



Extended Satin Nickel Valet Rod.



*Additional charge may apply

SCARF RACK

Keep your scarves under control with the Amedeo™ Scarf Rack. Another great stow away accessory to help keep your wardrobe tidy and easy to access and view items.

- **Dimensions** 350mm Deep x 45mm Wide x 105mm High
- **Colour** cover Plate Only. Satin Nickel or powder coated* to the colour of choice from the extensive Dulux® range



LINEN SHELF

One of the keys to keeping linen fresh is to enable plenty of airflow. Installing a ClosetPro® Aluminium Linen Shelving system is the perfect solution, offering simple and dependable shelving..

- **Maximum width** 900mm
- **Slat Dimensions** 60mm x 17mm
- **Slat Spacing** 20mm
- **Colour** powder coated to the colour of choice from the extensive Dulux® range



SHELF FENCE

The Amedeo™ Shelf Fence is a great design feature that can be added to multiple areas of a wardrobe system, such as this slide-out shoe rack. No more struggling to view and find shoes at the bottom of your wardrobe - simply pop out the shelf to access them. Stored in the most efficient way possible on the shoe rack, our team of designers can space the shelves depending on what footwear types need to be accommodated, to ensure the maximum number of shoes can be stored.

- **Lengths** 279mm, 380mm, 432mm, 520mm, 584mm and 737mm
- **Height** 39mm
- **Colour** Satin Nickel or powder coated* to the colour of choice from the extensive Dulux® range



*Additional charge may apply



MULTIFUNCTION FLOATING DESK

The ClosetPro® Multifunction Desk is perfect for use, as a makeup station or child's desk. Wall-hung to save space and with a convenient drawer for storage, this desk can be installed anywhere in the home.

- **Dimensions** 395mm Deep x 900mm Wide x 415mm High



AMEDEO™ COAT HANGER

Finish your wardrobe off with small details and complete the room with these contemporary Amedeo™ Coat Hangers

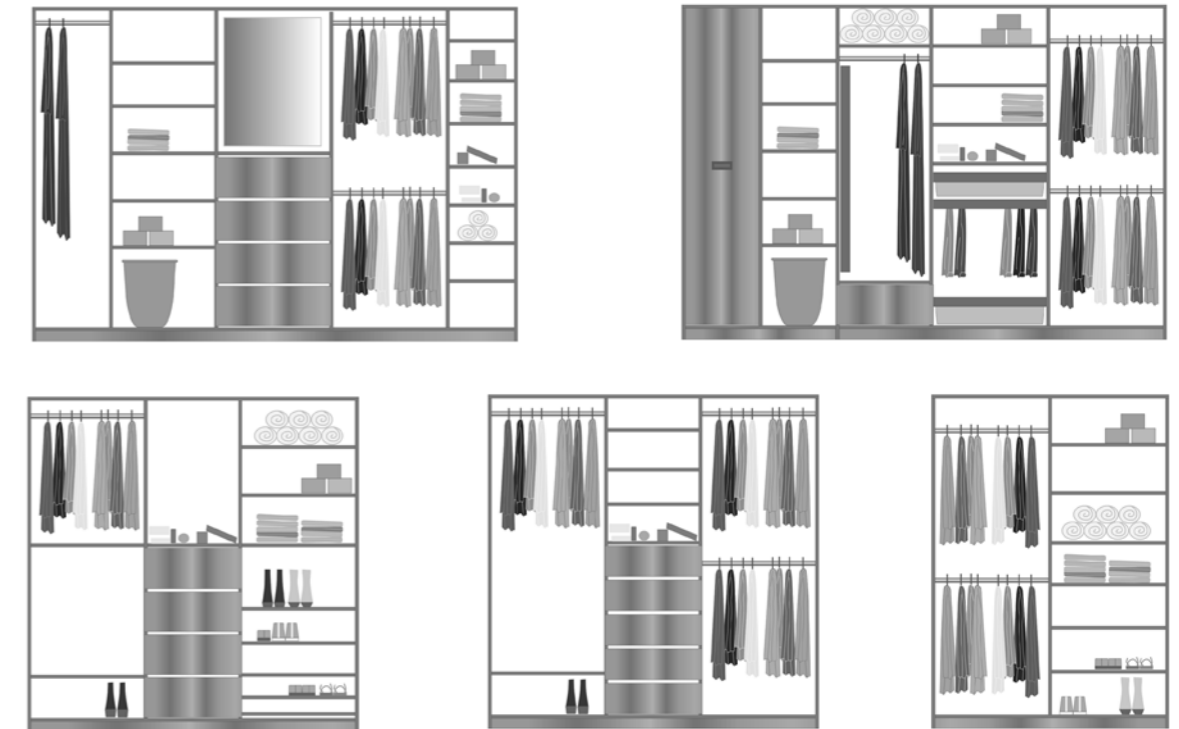
- **Dimensions** 71mm Wide x 61mm Deep x 98mm High
- **Colour** Satin Nickel or powder coated* to the colour of choice from the extensive Dulux® range




*Additional charge may apply

We have examples of popular wardrobe configurations to help inspire your custom-made design. Talk to a HomePlus wardrobe expert to understand what layout would work best for your storage space.

FLOOR STANDING CONFIGURATIONS



WALL HUNG CONFIGURATIONS





Outfit your entire wardrobe with a custom-made ClosetPro® system from HomePlus. Choose from, a range of materials, colours, and accessories to create the perfect wardrobe storage system for your lifestyle.



Euro Tower with handleless Euro drawers and wire system.

EURO TOWER

The Euro Tower is a kit set design that can be a standalone unit or integrated into a larger wardrobe organiser with wire shelving. The Euro Tower is a great way to refurbish an existing wardrobe space and is available in white, 16mm moisture-resistant particle board with optional aluminium strip handles on the drawer front, an easy way to up-spec your wardrobe.



Standalone Euro Tower with aluminium strip handles.



WIRE WARDROBE ORGANISERS

Custom-made wire wardrobe organisers are an epoxy-coated steel-wire ventilated shelving system, that offers a high-quality solution to storage problems. With a wide variety of shelving options installing a wire wardrobe system, will transform wardrobes and linen cupboards into well-organised and clutter-free spaces. Wire wardrobe organisers come in a large range of wire shelving units, with options to add drawer and shelf towers, baskets, and other accessories for extra storage efficiency. All units are manufactured from steel which has been pretreated and then finished in a hard, durable white powder coating.

Two shelving styles are available, Shelf and Hanger Rod or Linen Shelving which can be installed directly to walls and combined with support poles.



Linen Shelf



Shelf and Hanger Rod

Ventilated Shelving Advantages:

Increased air circulation, increased visibility of stored items, will not warp or collect moisture, maintenance free, durable.

Shelving Depth

- **Shelf & Rod** 250mm, 300mm, 350mm, 400mm
- **Linen** 300mm, 400mm, 500mm
- **Shelving Colour** White



1200-1800mm wide




1500-2400mm wide



1500-2400mm wide



1200-1800mm wide



1500-2400mm wide



2400-3200mm wide



Interior and Wardrobe Doors

HomePlus Interior and Wardrobe doors are available in various styles to suit your home and complement the chosen storage system. Constructed from high-quality materials, HomePlus wardrobe and interior doors come in an extensive range of, colours, designs, and infill finishes. With a comprehensive choice of styles and, with guidance from the experienced HomePlus team, the doors can be adapted to suit any home to achieve the desired aesthetic.



4200 Series with Seratone® Classic Polar Gloss Infill

5200 SERIES

INTERIOR / WARDROBE DOOR

The 5200 Series represents a stylish solution for everyday wardrobe requirements. A modern, bottom-rolling wardrobe and internal door system designed to maximise access to storage spaces, the 5200 system utilises hollow core, solid timber, or panel doors with double and triple track options. Capable of catering for even the largest openings, the wardrobe door tracks have two standard colour finishes but can be powder coated to the colour of choice. Simple to install, panels up to a maximum weight of 50kg can be accommodated. The adjustable height bottom rollers and concealed nylon door rollers ensure a quiet smooth operation.

- **Standard Height** 1980mm. Other custom heights are available
- **Max Panel Width** 1210mm
- **Max Panel Weight** 50kgs
- **Panel Options** Hollow core or Solid. 30-40mm in thickness. Multiple configurations
- **Tracks** Compact Double & Triple Tracks. Surface-mounted top track and direct-to-floor sill clip
- **Colours** Aluminium track Extrusions. Natural Anodised and Arctic White standard finishes. Other powder coat colours available from the Dulux® range

4200 SERIES

INTERIOR / WARDROBE DOOR

A popular option in the HomePlus range, the 4200 Series is a modern, compact, bottom-rolling wardrobe and internal door system, designed to maximise access to storage space. The 4200's grooved aluminium end style, incorporates the handle for a fresh, clean look, that works with most room décor. Also available is a reversible heavy-duty handle style, with a flat or grooved finish designed especially for larger doors. Available in a wide range of finishes and colours, the 4200 can be configured to use up to four door panels, offering maximum flexibility. Melteca®, Seratone® or frosted/painted glass infill can be combined with mid rails to produce modern, attractive door panels. Traditional infills such as painted Gib® Board or a safety mirror, can be used, to match or highlight interior fixings.

- **Max Height** 2400mm. 2700mm Heavy Duty
- **Max Panel Width** 1200mm Standard
- **Panel Options** Single, Two, Three or Four
- **Track Width** Single - 31mm, Double - 61mm, Triple - 91mm
- **Handle style** options Standard or Heavy Duty
- **Mid Rail Options** 30mm, Plain
- **Infill Safety** Mirror, Gib®, Melteca®, Seratone®, Glass
- **Colours** Standard Colours - Pearl White and Satin Silver. All other colours custom made to order




4200 Series wardrobe door with ClosetPro® Classic 395™

With a quiet smooth operation, and available in two standard frame colours, the 4200 Series can also be custom powder coated from the Dulux® range of colours.



800 Series Semi-Frameless wardrobe doors powder coated to match Seratone® infill



800 Series Semi-Frameless powder coated Silver Frost with Seratone® Classic Gloss infill and Safety Mirror.

800 SERIES

SLIDING

The 800 Series door is a classic wardrobe door system, that has been designed to enhance any room. Featuring rear-mounted bottom rollers, this series offers the option of rounded fully framed panels or a sleek semi-frameless look, allowing a range of styles that, will best suit a home.

Engineered for maximum flexibility, the large adjustable wheel carriage and rear-mounted configuration ensure smooth, quiet operation, even on uneven floors. Customise the doors with popular infill options such as painted plasterboard or safety mirrors to seamlessly integrate with contemporary or modern décor.

Transform your space with the elegance and functionality of the 800 Series available in various powder coat colours that, enable the creation of unique looks or match existing fixtures and fixings.

- **Max Height** 2400mm
- **Max Panel Width** 1200mm
- **Panel Options** Two, Three or Four
- **Track Width** Double - 82mm Triple - 122mm
- **Frame** Fully Framed or Semi-Frameless
- **Infill** Safety Mirror, Gib®, Melteca®, Seratone®
- **Colours** Standard Colour: Satin Silver All colours custom made to order



800 Series Semi-Frameless wardrobe doors powder coated to match Seratone® infill



350 BR Series powder coated Silver Frost with Melteca® Light Maple Infill & Detail Inserts



350 BR Series powder coated Silver Frost with Melteca®, Light Maple & Mislite®, Toughened Glass & 30mm Mid Rails



350 TH Series powder coated Silver Frost with Mislite® Toughened Glass Infill

350 SERIES

SOFT CLOSE

As an interior door, the 350 series revolutionises the way we consider space. Internal doors are no longer an element of division – but of transition. Toughened glass panels allow light to flow through modifying surfaces and rooms.

As a wardrobe door the 350 series allows efficient access to storage space while also becoming a furnishing element, enhancing the overall look and feel of a bedroom.

Top hung or bottom rolling on tracks and custom made in a wide variety of powder coat or anodised colours, the 350 Series versatility allows you to achieve everything from simple minimalist doors to heavily structured panel designs. 350 Series bottom rolling doors have an optional soft close feature, which slows the door panel to a gentle close.

- **Max Height** 2700mm
- **Max Panel Width** 1200mm
- **Panel Options** Top Hung Single or Double
- **Bottom Rolling** 2, 3 or 4
- **Track Width** Single (Top Hung) - 43mm, Double - 80mm, Triple - 122mm
- **Mid Rail Options** 30mm or 50mm
- **Infill** Mirror, Gib®, Melteca®, Seratone®
- **Colours** Standard Colour: Satin Silver
All other colours custom made to order



Available from:

Our team of experts will assist you to customise your new wardrobe, with an on-site consultation that includes a no-obligation measure and quote

For more information call your local HomePlus store on **0800 466 375**

*For warranty terms & conditions see www.homeplus.co.nz



www.homeplus.co.nz

The products in this catalogue are the subject of intellectual property protection. HomePlus® and the HomePlus Device® are registered trademarks of Juralco Aluminium Building Products Ltd. All dimensions given are approximate and should be checked prior to installation. Photographs or illustrations may not exactly match the specifications available in your area. Please consult your nearest HomePlus display centre for advice. - ©Juralco Aluminium Building Products Ltd 2024. Dulux® is a registered trademark of Dulux Group (Australia) PTY LTD