



991MF

Mortice Lock

Legge's 991MF configured as either a Combination or Vestibule Mortice Lock has been designed specifically to meet the requirements of the Australasian market. The 991MF is ideally suited for commercial, industrial, institutional, and government buildings where durability and security are of major importance.

The 991MF has a high purity die cast zinc alloy case to provide rigidity and precision. Major internal components are made of either stainless steel or sintered steel/copper alloy to provide durability and strength.



Features

- Anti-lockout is now non-handed
- Multi-function case allows easy conversion of a vestibule lock function (inside handle free) to a combination lock function (both handles locked) by a simple external operation
- Reversible stainless steel latch adjusts for inwards/outwards opening and left/right hand without case disassembly
- Standard lock suitable for doors 32mm to 50mm thick. Extended cylinders, spindles, and strike plates available to accommodate thicker doors and wider jambs
- Bolt-through fixing for 50.8mm diagonal, 38mm-41mm horizontal fixing door furniture, and QuickFix™ furniture
- Follower will accept 7.6mm-8mm furniture spindles, with no adjustment necessary
- Closed through holes to reduce dust getting into the lock
- Radiused latchbolt for smoother closing action
- Quick change cylinder retaining pins
- Extended door gap range to accommodate dead-latching on a wider range of doors


Warranties	
Mechanical	30 years
Finish	allegion.co.nz/finisheswarranty

Specification guide

Model	Function	Finish	Backset
L991MF.....L91	Entry lock (single entry).....C1 Glass door lock.....C7 Entry lock.....C21 Turn entry lock.....C23 Double cylinder lock.....C27 Single cylinder lock.....C31 Privacy latch.....C33 Passage latch.....C57 Vestibule lock (single entry).....V1 Exterior and exit lock.....V7 Storeroom lock.....V9 Single action lock.....V11 Vestibule lock.....V21 Anti-lockout lock.....V25 Office/classroom locking latch.....V31 Exit latch.....V55	Antique Bronze.....ABZ ChromePlate.....CP Oil Rubbed Bronze.....ORB PolishedBrass.....PB Satin Black Chrome.....SBC Satin Brass.....SB Satin Brass Unlacquered.....SBU Satin Chrome Plate.....SCP	60mm.....standard

- 1. Function**
Select the desired function e.g., 991MF multi-function lock L91
- 2. Sub-function**
Select the required sub-function e.g., C1 Entry lock (single entry) L91C1
- 3. Finish**
Select the desired finish e.g., Satin chrome plate L91C1S

Finishes



Testing and Compliance



Fire Rating:

Successfully tested on fire door assemblies up to 4 hours in accordance with AS 1905 Part1: Fire resistance doorsets. Refer fire door manufacturer for approval.



Security:

Legge 991MF conforms with S7 (Physical Security) Australian Lock Standard (AS 4145.2-2008). S8 and SL8 physical security achieved when installed with door furniture and anti-drill cylinder. SC7 cylinder security standard (SC8 available). K6 for keying security.



Corrosion:

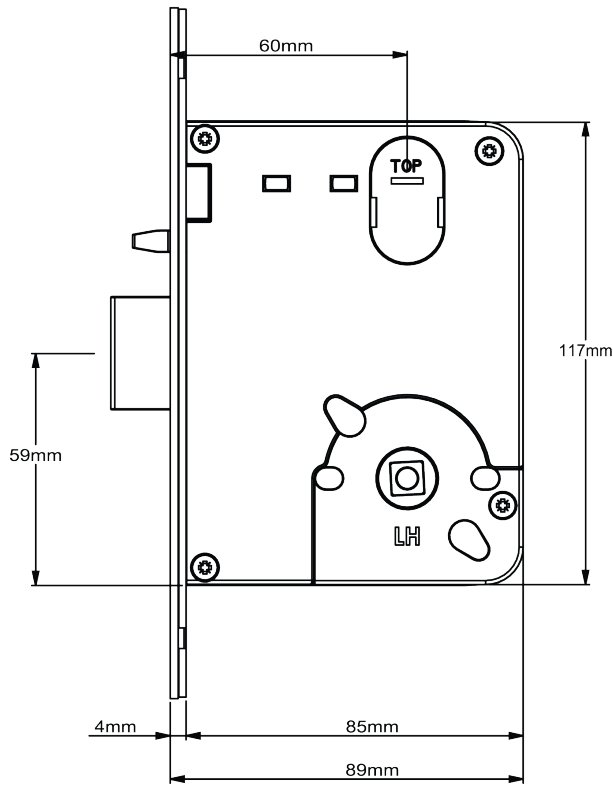
Rated C7 for corrosion



Durability:

Rated D8 for durability

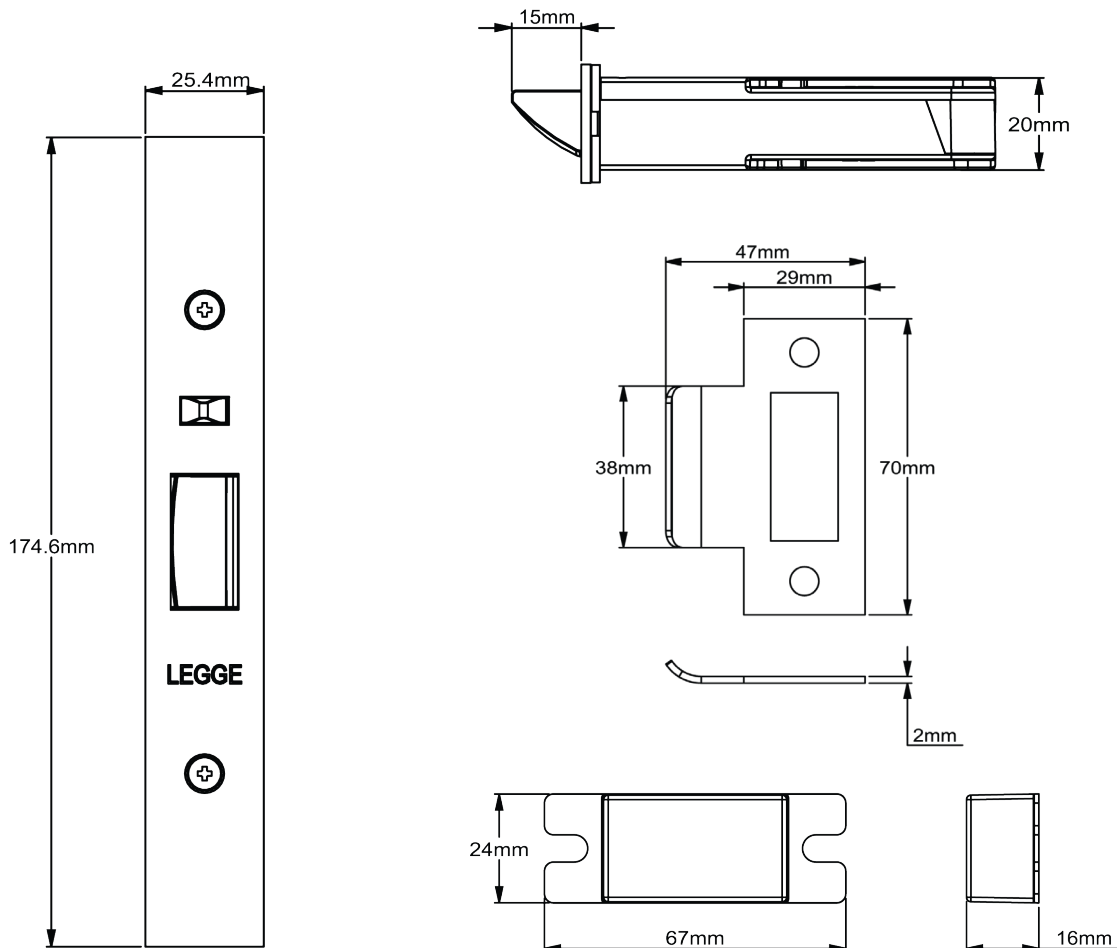
Legge 991MF Lock



- Vestibule functions: key or turn locks or unlocks external handle, internal handle always free
- Combination functions: key or turn locks or unlocks both handles
- Deadlatching engages when door is in closed position
- Reversible bolt for handing

Specifications

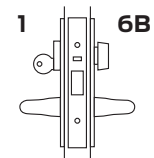
Door type	Timber or metal
Door thickness	32mm to 50mm standard, extended cylinders, spindles and strike plates available to accommodate thicker doors
Lock case	High purity zinc alloy
Outer forend	Stainless steel or brass
Inner forend	Stainless steel
Bolt	Stainless steel
Sub-bolt	Stainless steel
Spindles	2 split spindles 32mm
Strike plate	Stainless steel or brass 45mm standard. 40mm, 50mm, 60mm, 70mm, 80mm & 90mm available
Backset	60mm (refer to 990MF for 70, 89, and 127 backsets)
Key cylinder	C4 6 Pin keyway standard, Schlage C6 pin keyway optional, Schlage SRI Restricted keyway optional, Schlage Everest Open & Restricted keyways optional
Door gap	3mm - 8mm



Legge 991MF Configurations

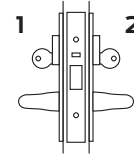
V1 - Vestibule lock (single entry)

Outside: Key operates bolt at all times. Handle operative except when locked by inside turn
Inside: Turn locks and unlocks outside handle. Handle always operative



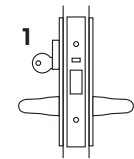
C1 - Entry lock (single entry)

Outside: Key operates bolt at all times. Both handles operative except when locked by inside turn
Inside: Turn locks and unlocks both handles



V7 - Exterior & exit lock

Outside: Key operates bolt at all times. Handle operative except when locked by inside key
Inside: Key locks and unlocks outside handle. Handle always operative

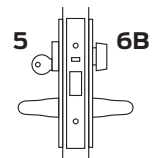


C7 - Shopfront door lock

Outside: Key operates bolt at all times. Both handles operative except when locked by inside key
Inside: Key locks and unlocks both handles

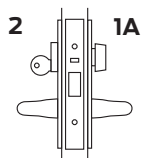
V9 - Storeroom lock

Outside: Key operates bolt at all times. Handle always inoperative
Inside: Handle always operative



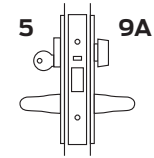
V21 - Vestibule lock

Outside: Key locks and unlocks handle. Handle operative except when locked by outside key or inside turn
Inside: Turn locks and unlocks outside handle. Handle always operative



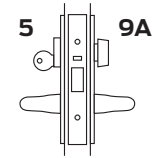
C21 - Entry lock

Outside: Both handles operative except when locked by outside key or inside turn
Inside: Turn locks and unlocks both handles



C23 - Turn entry lock

Outside: Both handles operative except when locked by outside key
Inside: Turn operates bolt at all times



V25 - Anti-lockout Lock

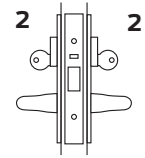
Outside: Key locks and unlocks handle. Handle operative except when locked by outside key or inside turn.
Closing door or operating inside handle will unlock mechanism and make the outside handle operative
Inside: Turn locks and unlocks outside handle. Handle always operative

Note: Configurations and images shown are Right Hand. Refer to installation instructions for handing (vestibule or combination).

Legge 991MF Configurations

C27 - Double cylinder lock

Outside: Both handles operative except when locked by outside or inside key
 Inside: Both handles operative except when locked by inside or outside key

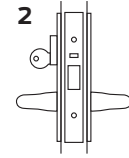


V31 - Office/classroom locking latch

Outside: Key locks and unlocks handle. Handle operative except when locked by outside key
 Inside: Handle always operative

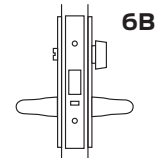
C31 - Single cylinder lock

Outside: Both handles operative except when locked by outside key
 Inside: Handle operative except when locked by outside key



C33 - Privacy latch

Outside: Operative except when locked by inside turn. Emergency button unlocks both handles
 Inside: Turn locks and unlocks both handles

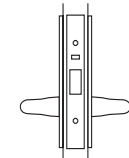


V55 - Exit latch

Outside: Handle always inoperative
 Inside: Handle always operative

C57 - Passage latch

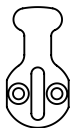
Outside: Always operative
 Inside: Always operative



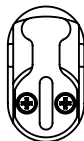
Note: Configurations and images shown are right hand. Refer to installation instructions for handing (vestibule or combination).

Legge 991 Cams and Cam Adaptors

1



1A Adaptor



The #1 Cam and 1A Adaptor are designed to pull back the latch, providing a single entry by key (#1 Cam) and turn (1A Adaptor)

2



The #2 Cam shifts the position of the locking bar up (unlocked) and down (locked) to change the state of the lockable handles

5



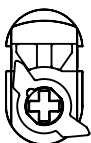
The #5 Cam is designed to be used in conjunction with the 9A Adaptor, so that the locking bar position can be shifted (unlocked) and down (locked)

6B Adaptor



The 6B adaptor has been designed to work for all 991, 990 and 995 mortice locks for standard turn functions

9A Adaptor



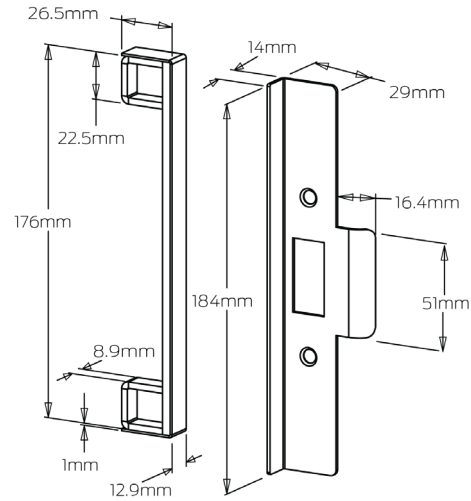
The 9A Adaptor must be used instead of the 6B Adaptor for turn functions, **when the anti-lockout feature is enabled**

Legge 991MF Series accessories

R13 Rebate kit for V and C Series

This kit adapts latches and strikes for 13mm rebated door preparations

Finishes: Satin Stainless Steel or for special finishes available, refer to page 2



Non-standard strikes

Component Variants		
Description	A	B
LL40 Ext Striker	40	32
LL50 Ext Striker	50	42
LL60 Ext Striker	60	52
LL70 Ext Striker	70	62
LL80 Ext Striker	80	72
LL90 Ext Striker	90	82

