

WALLART™

WallART wet area panelling is a high pressure laminate that is versatile and durable, making it perfect for lining applications in bathrooms, kitchens, laundries and shower recesses.



WATER RESISTANT

The WallART range is perfect for any indoor space that collects moisture, including the bathroom, laundry, and shower recess.



DURABLE

Made from high-pressure laminate it can withstand impact far greater than ceramic tiles and will not discolour or fade. Being impervious to moisture allows it to perform in bathrooms and shower recesses.



HYGIENIC

WallART will not attract mould because it is grout-free. This also makes cleaning a breeze – simply wipe with a damp cloth and non-abrasive cleaner.



STYLISH

WallART offers you a range of attractive styles, from classic monochromes to contemporary patterns.



SIMPLE TO INSTALL

Our easy-to-follow installation guide enables you to give your space a professional look at just a fraction of the cost.


WallART Range



Dusk Grey*



Concrete Matt



Designer White (200x300mm)#

Note:

* Dusk Grey & Carrara Ice have Snow White on the reverse side.

Trimming of tile patterns may be required for correct panel alignment prior to installation.

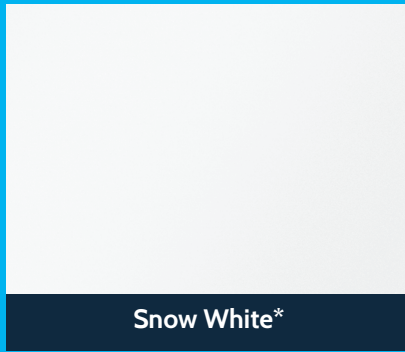
Sheet sizes:

- 2400 x 1200 mm (All colours)
- 2400 x 900 mm (Snow White/ Dusk Grey only)




Scan for installation guide.

Sheet colours




Snow White*



New York White (200x75mm)#



Carrara Ice*



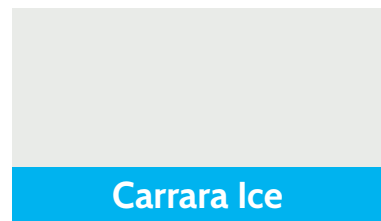
New York Black (200x75mm)#

PVC Joiner Colours



Snow White

Use with: Snow White, Designer White and New York White.



Carrara Ice

Use with: Concrete Matt and Carrara Ice.



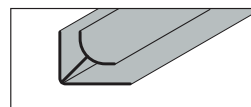
Brushed Aluminium

Use with: Dusk Grey, New York Black, Concrete Matt.

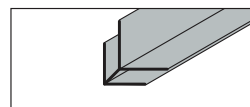


Black

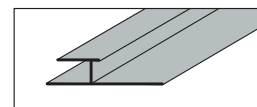
Use with: New York Black.



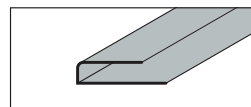
Internal Corner



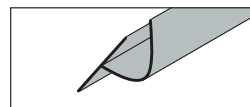
External Corner



Sheet Joiner



Top/End Cap



Bath Mould

All joiners available in 2.4m lengths.

NZWOOD

NEW ZEALAND WOOD PRODUCTS LIMITED



149 Kerrs Rd, Wiri, Auckland



PO Box 76412, Manukau, Auckland 2241, New Zealand



Tech Info Line: 0800-022-352



Phone: +64-9-268 6540



sales@ibuilt.co.nz
techinfo@ibuilt.co.nz



www.ibuilt.co.nz