

IBUILT™ MIDFLOOR

IBUILT™ MIDFLOOR DESIGN AND SUPPLY

March 2024

IBuilt's midfloor design service is provided at no cost

Whether at preliminary design stage or simply looking for supply alternatives, when designing your next mid-floor or rafter structure contact the team at IBuilt to organise a design layout. An IBuilt designed system ensures performance and compliance.

IBuilt midfloor components can include:

- MultiStrut or IBeam joists
- Nelson Pine structural LVL
- Hyne Beam15 GLT
- Boundary LVL
- Hangers, brackets and hardware

Design process

Coordinating with the architect, IBuilt's design team utilises CAD files to provide a preliminary midfloor layout. Joists and minor load bearing members can easily be incorporated into IBuilt's scope of work, while any heavily or point loaded members are the responsibility of the project engineer.

Quality materials

After receipt of all required files and information, layout plans with itemised component schedules will be ready in 5-10 working days. Once finalised, projects can be quoted through a merchant of choice.

Efficient installation

All products are sourced from reputable suppliers. All timber components are third party audited and either PEFC™ or FSC® Chain of Custody certified.

Supply and Support

All timber components are labelled to make it clear where they are to be installed. Labels can be referenced back to the A3 layout plan that is supplied with every project. All timber components have a small trim allowance to allow for site variance which also minimises wastage.

Midfloor delivery is coordinated with the merchant. Floor packs are individually wrapped for temporary weather protection and labelled with the project address. IBuilt can also provide on site builder training and follow up support as needed.

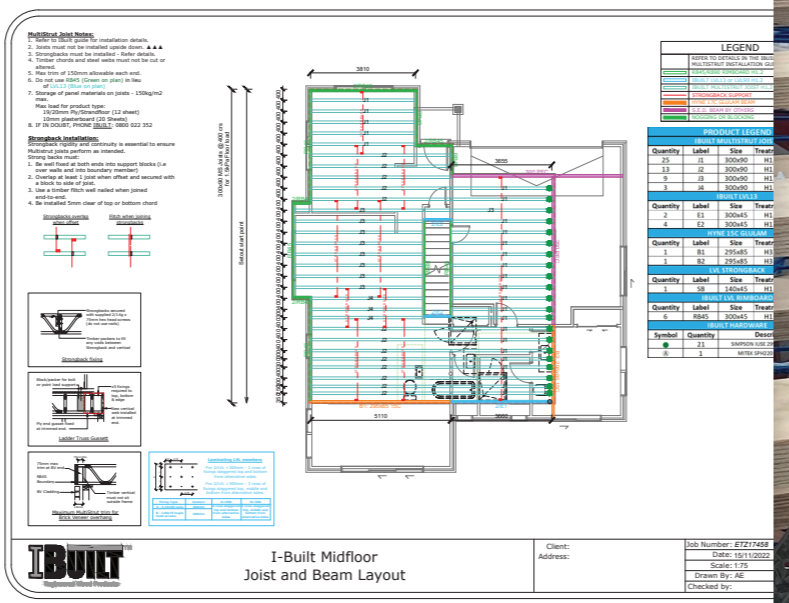
Producer statement - Design

As an approved PS1 author with Auckland Council we can supply site specific PS1's for both MultiStrut and IBeam floor systems. For other regions, a generic MultiStrut design statement or Hyne Design (HD7) report can be provided.


Builder education and on site support

IBuilt's experienced support team can provide on site tutorial sessions for builders not familiar with the system. This ensures components are identified and installed correctly, reducing the chances of errors or shortages. If issues do arise, the IBuilt team are on hand to make sure any delays are minimised.

For further information about IBuilt's products or services contact the technical team on 0800 022 352 or enquiries@ibuilt.co.nz



- An IBuilt midfloor provides:
- Design assistance
 - Quality products
 - Efficient installation
 - Minimal waste onsite
 - On site support



149 Kerrs Rd, Wiri, Auckland
 PO Box 76412, Manukau, Auckland 2241, New Zealand
 Phone: +64-9-268 6540
 enquiries@ibuilt.co.nz
 www.ibuilt.co.nz
 Tech Info Line: 0800-022-352

IBuilt provides a complete design and supply midfloor system



HYNE BEAM15 GLT

Pre-cambered glue laminated timber for high strength beams in load bearing application.



NELSON PINE LVL

Available in 45mm, 63mm and 90mm thicknesses, LVL frames openings and voids or used as minor load bearing members.



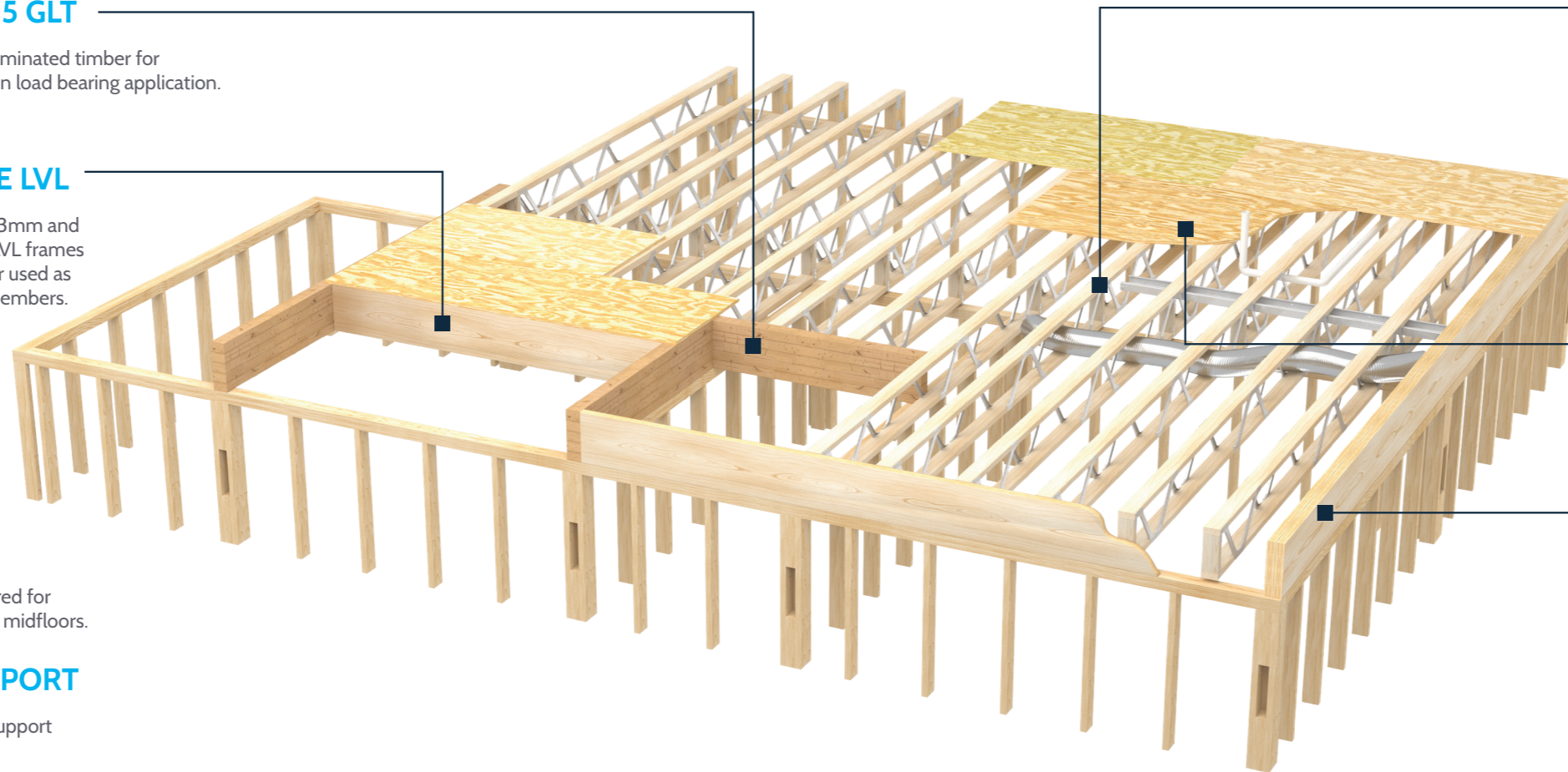
PRODUCER STATEMENT

PS1 supplied as required for MultiStrut and IBeam midfloors.



ON SITE SUPPORT

Training and on site support available as required.



IBUILT MULTISTRUT & IBEAMS


Light weight and efficient, open web MultiStrut joists allow complete access for plumbing and services.

IBeams can be supplied up to 12m for a simple and fast alternative to LVL or solid timber.



PLYWOOD FLOORING

All flooring types are compatible with MultiStrut and IBeam joists, including IBuilt's own high strength F14 plywood flooring.



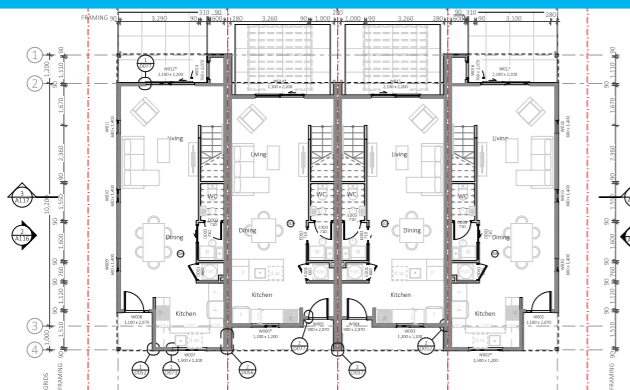
RIMBOARD

Lower strength LVL gauged to match 240 and 300mm joist depths means no packing of members.

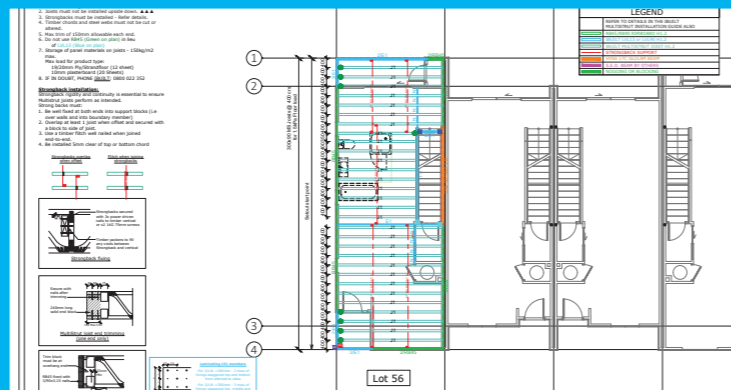


HARDWARE

A full range of timber hangers, brackets, nails and screws supplied for all typical connections.



Design process



Efficient installation



Quality materials



Supply and support



Design process

Coordinating with the architect to provide a midfloor layout plan which is quoted through a merchant of choice. Turnaround time of 5-10 days.



Efficient installation

Clear layout plans and accurate length supply to reduce installation time and minimise waste.



Quality materials

Sourced from reputable manufacturers, ensuring compliance with the New Zealand Building Code.



Supply and support

Once supplied through the merchant, the IBuilt team can provide on site training and follow up support to the builder.

IBuilt can facilitate a complete design, quote and supply of all your timber and hardware components.

IBUILT™
MIDFLOOR