





TOP/SIDE FIXED CHANNEL SMART LOCK





SMART LOCK 3.0 METRE KITS

PRODUCT & DESCRIPTION	FINISH	GLASS SIZE	CODE	3.0M PRICE		
<p>SL120B Base Fix System</p> <p>Complete with cladding cover, gaskets and glass clamps. (3.0 metre kit)</p> 	Satin Stainless Brushed	12mm	SL120B12			
		15mm	SL120B15			
		19mm	SL120B19			
		13.5mm	SL120B13			
		17.5mm	SL120B17			
		21.5mm	SL120B21			
	Black (Brushed ANO)	12mm	SL120BM12			
		15mm	SL120BM15			
		19mm	SL120BM19			
		13.5mm	SL120BM13			
		17.5mm	SL120BM17			
		21.5mm	SL120BM21			
		<p>SL120S Side/Face Fix System</p> <p>Complete with seal strip, gaskets, side cladding cover and glass clamps. (3.0 metre kit)</p> 	Satin Stainless Brushed	12mm	SL120S12	
				15mm	SL120S15	
19mm	SL120S19					
13.5mm	SL120S13					
17.5mm	SL120S17					
21.5mm	SL120S21					
Black (Brushed ANO)	12mm		SL120SM12			
	15mm		SL120SM15			
	19mm		SL120SM19			
	13.5mm		SL120SM13			
	17.5mm	SL120SM17				
21.5mm	SL120SM21					

- * Powdercoat or Anodising P.O.A.
- * Additional Fixing Kits on page 9.
- * No Glass Cutouts Required.
- * Pricing is in 3 metre kits





SMART LOCK COMPONENTS

PRODUCT	DESCRIPTION	FINISH	CODE	3.0M PRICE
	Base Channel Only (Drilled) 3.0mtr	MILL	SLBC	
	Side Channel Only (Drilled) 3.0mtr	MILL	SLSC	
	Side Cladding Only	Satin Stainless Brushed	SLSCSS	
		Black (Brushed ANO)	SLSCBK	
	Top Seal Strip Only *Doesn't include bulb seal, please refer to Bulb Seal Gasket section for respective glass thicknesses.	Satin Stainless Brushed	SLTS-SS	
		Black (Brushed ANO)	SLTS-BK	
	Bottom Cladding Only	Satin Stainless Brushed	SLBC-SS	
		Black (Brushed ANO)	SLBC-BK	





*Powdercoat or Anodising P.O.A


(*Pricing per length)

PRODUCT	DESCRIPTION	GLASS SIZE	CODE	PRICE
	Glass Clamp Kits Only *Each kit contains 10 clamps *The clamps can fit glass thicknesses 1mm either way of nominal glass thickness i.e. 15mm glass clamps will suit 14-16mm glass.	to suit 12mm glass	SLC12	
		to suit 15mm glass	SLC15	
		to suit 19mm glass	SLC19	
		to suit 13.5mm glass	SLC13	
		to suit 17.5mm glass	SLC17	
		to suit 21.5mm glass	SLC21	

PRODUCT	DESCRIPTION	SIZE	FINISH	CODE	PRICE	
	End Caps *price per cap	Base Fix	suit SL120B	Satin	SLECB-SS	
		Face Fix	suit SL120S	Satin	SLECS-SS	
		Base Fix	suit SL120B	Black	SLECB-BK	
		Face Fix	suit SL120S	Black	SLECS-BK	

SMART LOCK COMPONENTS & FIXING KITS

PRODUCT	DESCRIPTION	SIZE	CODE	PRICE
	Quick Lock Ratchet Spanner For fittment and adjustment		SLSPN	
	Joining Pin *price per pin	N/A	SLCD	
	Bulb Seal *price per metre	Suits 12-17mm Glass	SLBS-12	
		Suits 19-21mm Glass	SLBS-19	
		Suits 25mm Glass	SLBS-25	
	Between Glass Rubber		SLCG	

PRODUCT	DESCRIPTION	CODE	PRICE	
	Fixing Kits Base/Top Fix	Concrete	SLCFIX1	
		Steel	SLSFIX1	
		Timber (Through Bolt)	SLTBFIX1	
		Timber (Lag Screw)	SLLSFIX1	
	Side/Face Fix	Concrete	SLCFIX2	
		Steel	SLSFIX2	
		Timber (Through Bolt)	SLTBFIX2	
		Timber (Lag Screw)	SLLSFIX2	

*EPDM Washers not included in Kits. Fixing Kits sold per mounting hole set.

*Additional Adhesives, Sealants may be required,

*Fixing kits include stainless fixtures only.