



**VULCAN.**  
Building Systems

# UltraClad<sup>®</sup> Colour Guide

---


VERSION 1.0 - FEBRUARY 2024

# Dulux® colours

## DURATEC® ZEUS® SOLID COLOUR RANGE




On-trend solid colours including COLORSTEEL® colours, delivered with warranty grade\* advanced super durable polyester thermosetting powder. See product suitability tables for recommended usage.



## DURATEC® INTENSITY® BRIGHT RANGE



Fun, bright colours that produce a vibrant impact, delivered with warranty grade\* advanced super durable polyester thermosetting powder. See product suitability tables for recommended usage.



\* All Dulux Charisma, Duratec, Electro and Fluoraset products are supported by Dulux Alumi Shield™ and Dulux Steel Shield™ warranties when applied by a Dulux Accredited or Dulux Prime Accredited Powder Coater to the warranty specification on recommended project types and conditions and maintained within the Dulux recommended Care and Maintenance guidelines. For more information visit [duluxpowders.co.nz/warranties](http://duluxpowders.co.nz/warranties)


# Dulux® colours

## DURATEC® ETERNITY® PEARLESCENT RANGE




- ✓ AS 3715
- ✓ AAMA 2603
- ✓ AAMA 2604

Beautiful, decorative pearlescent and metallic finishes, delivered with warranty grade\* advanced super durable polyester thermosetting powder. See product suitability tables for recommended usage.




WARM WHITE PEARL KINETIC®  
Satin 91T1173S



COPPER METALLIC KINETIC®  
Matt 91T7183M



METRO SILVER PEARL KINETIC®  
Satin 91T7317S



SILVER PEARL KINETIC®  
Satin 91T7160S



FINE GOLD PEARL KINETIC®  
Matt 91T8360M



CHAMPAGNE KINETIC®  
Matt 91T3059M



SILVER STAR KINETIC®  
Satin 91T7335S



GUNMETAL METALLIC KINETIC®  
Matt 91T8115M



VINTAGE COPPER KINETIC®  
Matt 91T8431M



WINDOW BRONZE KINETIC®  
Matt 91T8068M



ELECTRIC COW KINETIC®  
Matt 91T8153M



COAL DUST KINETIC®  
Matt 91T9100M

## DURATEC® ELEMENTS, TEXTURED RANGE



- ✓ AS 3715
- ✓ AAMA 2603
- ✓ AAMA 2604

Distinctive, highly mar and scuff resistant textured finishes built to withstand the elements, delivered with warranty grade\* advanced super durable polyester thermosetting powder. See product suitability tables for recommended usage.



GRANITE  
Flat 9E27888F




GOLD ORE  
Flat 9E22270F




RHODIUM  
Flat 9E27903F



WHITE  
Flat 9E11373F



STONE  
Flat 9E23245F



NATURAL BRONZE  
Flat 9E28341F



MAGNETITE  
Flat 9E27725F



SILVER  
Flat 9E27756F



WEATHERED STEEL  
Flat 9E28340F



DARK BRONZE  
Flat 9E28184F




BLACK  
Flat 9E19190F




FLAXPOD®  
Flat 9E19145F


## Interpon® colours




**Pearl White**  
Matt YA278A  
RGB 249, 255, 255 LRV 89%



**Pearl White**  
Gloss YA075A  
RGB 236, 243, 244 LRV 91%



**Appliance White**  
Satin YA196A  
RGB 238, 243, 240 LRV 91%



**Surfmist®**  
Matt YA236A  
RGB 214, 218, 212 LRV 71%



**Lunar Grey**  
Matt YP273A  
RGB 194, 200, 197 LRV 60%



**Oia Silky**  
Texture YL316I  
RGB 164, 160, 154 LRV 39%



**Driftwood**  
Matt YL258A  
RGB 208, 213, 210 LRV 58%



**Silver Pearl**  
Matt YY230A  
RGB 177, 182, 178 LRV 42%



**Anodic Natural**  
Matt YY223A  
RGB 175, 180, 175 LRV 41%



**Citi Pearl**  
Matt YY245A  
RGB 180, 184, 180 LRV 43%



**Champagne Riche**  
Matt YW277G  
RGB 189, 184, 167 LRV 44%



**Luxe Bronze Pearl**  
Matt YY255A  
RGB 173, 164, 144 LRV 36%



**Scintillating Champagne**  
Matt YW26FC  
RGB 154, 138, 126 LRV 29%



**Champagne Pearl**  
Matt YY276A  
RGB 178, 180, 172 LRV 41%




**Nobel Silver Pearl**  
Satin YX136A  
RGB 149, 149, 147 LRV 31%



**Silver Riche**  
Matt YW209G  
RGB 171, 178, 176 LRV 40%



**Pewter Pearl**  
Satin YY124A  
RGB 128, 135, 136 LRV 27%




**Eternal Silver**  
Satin YW100C  
RGB 149, 154, 161 LRV 30%




**Anodic Slate Grey**  
Matt YY218A  
RGB 137, 136, 135 LRV 23%



**Grey**  
Satin YP174A  
RGB 111, 118, 119 LRV 21%



**Timberland**  
Matt YP275A  
RGB 86, 89, 83 LRV 12%



**Timberland**  
Satin YP175A  
RGB 86, 89, 84 LRV 12%



**Monument®**  
Matt YL264A  
RGB 62, 59, 56 LRV 8%




**Monument® MKII**  
Satin YP182A  
RGB 68, 73, 72 LRV 9%




**Titanium Pearl**  
Satin YY163A  
RGB 94, 99, 97 LRV 15%



**Titanium Pearl**  
Matt YY263A  
RGB 97, 101, 96 LRV 13%



**Charcoal**  
Matt YL238A  
RGB 60, 67, 69 LRV 6%



**Charcoal**  
Satin YP116A  
RGB 62, 70, 73 LRV 8%



**Dark Grey**  
Matt YP278A  
RGB 67, 73, 75 LRV 8%



**Ebony**  
Matt YN201A  
RGB 49, 54, 51 LRV 4%

**S** Ready to Ship


**O** Made to Order Product

# Metwood® Finishes

## Standard Woodgrain Finish Selection



White New Oak



Grey Beech



Honey Manuka



Lightest Ancient Oak



Lightest Aged Cedar



Light Tawa



Pale Weathered Cedar



Pale New Oak



Pale Ancient Cedar



Australian Cedar



Light Cool Cedar



New Oak



Knotty Pine



Dark Kwilla



Dark Australian Cedar



Dark Warm Cedar



Original Weathered Cedar



Dark Natural Cedar



Light Bean



Original Bean



Original Rimu




Kauri



Warmest Gum



Warm Wenge




Dark Riverwood



Blistered Yakisugi



Dusky Chestnut



Dusky Ancient Oak



Rich Weathered Cedar



Light Natural Cedar



Pale Manukau



Warm Teak

## Non-Woodgrain Finish Selection



Verdigris



Mainland Corten



Coastal Corten



Aged Copper