

Décor Batten



BIG RIVER
PANELS



Discover DécorBatten: Elevate Your Space with Style and Functionality

Experience the pinnacle of interior design with DécorBatten, the ultimate solution for those seeking lightweight, high-performance acoustic panels. Featuring real timber veneer battens, complemented by the innovative Whispa panel, DécorBatten offers unparalleled acoustic properties while meeting the highest safety standards with a Group 1s Fire Rating.

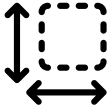
Whether you're in need of drop-in ceiling tiles or full-size panels, DécorBatten provides versatile options to elevate any design. Enhance your space with the perfect blend of style, functionality, and safety.

Key Features and Benefits



Top-Tier Fire Safety:

Group 1s Fire Rating ensures maximum safety and compliance with compromises.



Versatile Size Options:

Drop-in Ceiling Tiles: 1200×600mm

Full-Size Panels: 2400×1200mm & 2700×1200mm (Available in Heritage Oak)



Ready to Install:

Supplied pre-finished, allowing for quick and easy installation.



Superior Acoustic Performance:

Achieves an impressive NRC 0.7 rating for effective sound absorption.



Premium Materials:

Real Timber Veneered Battens made from Premium Grade FSC Certified Veneer for sustainability and elegance.

Whispa Backing manufactured from 100% polyester fibers, free from chemical binders.



Sustainable Design:

E0 Formaldehyde: Ensures minimal emissions for improved indoor air quality.

Low VOC: Reduces harmful off-gassing for a healthier environment.


Manufactured with a minimum of 50% recycled materials.

100% recyclable at the end of its use, promoting a circular economy.


DécorBatten Finishes.

Discover the sophisticated range of DécorBatten finishes, designed to bring elegance and style to any space. Our collection features six exquisite options. Embrace the timeless warmth and beauty of oak with Heritage Oak. Achieve a clean, minimalist look inspired by Scandinavian design with Nordic Natural or capture the essence of aged timber for a rustic, weathered charm with Driftwood.

Discover the perfect finish for your project with DécorBatten – where elegance meets functionality



Heritage Oak




Nordic Natural



European Ash



Driftwood



Aged Walnut



Black Oak

Installation Guide.

Building Codes

DécorBatten Panels must be fixed in accordance to AS/NZS 2785. Installation is to comply with the following: loadings code AS/NZS 1170.1, the requirements of NZS 4219; related building services installations must comply with clauses 2.22, 2.25 and 2.29.

Wall Fixings

DécorBatten panels can be fixed to walls using a good construction adhesive. Sika Nailbond BP adhesive is recommended.

Mechanical fixings can be used in conjunction with the adhesive. With fixings at 200mm centers maximum around perimeter and 400mm centers maximum through center area of the panel.

Drop In Ceiling Tiles

DécorBatten drop in ceiling tiles are designed to fit into standard 24mm 2-way exposed suspended ceiling systems, including existing installations. Drop In Tiles are easily installed as well as easily removed allowing for easy access to services. Exposing the grid systems creates an attractive detail.

Ceiling Fixings

Battens should be at 400mm centers maximum, with fixing at 200mm centers maximum around perimeter and 400mm centers maximum through center area of the panel.

We recommend good quality construction adhesive combined with some form of mechanical fixing i.e. screws or panel pins.

Screws 6 or 8 gauge x 30mm long minimum, panel pins 30mm long minimum.

Sika Nailbond BP adhesive is recommended.

Inspect & Check Panels

Inspect panels for any defects or variation from specification before installation. Do not install panels that are of unacceptable quality or that differ in any way from panels ordered. Big River Panels will not be responsible for installation or removal costs of unacceptable panels. Notify us of any issues within 7 days of receiving panels.

Installation

DécorBatten are for indoor use only. Before installation the building should be fully closed in and well dried with ambient humidity between 25 - 80%. Maximum moisture in the underlying construction should not be more than 15%. Please note: for areas that have increased increased moisture or high humidity we recommend Plywood, please contact us for our Plywood options.

Installation Guide.

Care Instructions

We recommend cleaning the face battens when required with a warm damp cloth. Avoid any solvents or abrasive cleaners. Light vacuuming on a regular basis between the battens will prevent dust build up.

Handling & Storage

Panels must be installed by qualified tradesmen and handled with care. The product must be stored inside, off the ground, in a dry, well-ventilated area away from extreme temperature fluctuations. It is important to protect the panels during storage by covering and protecting all parts that can be exposed to damage, light or moisture, however, panels must not be left wrapped in a non-breathable material (i.e. plastic). The panels must be stacked squarely on top of one another with a full cover sheet on top. The panels should not be exposed to natural light when being stored as wood is a natural material and changes over time when exposed to UV-light. The Décortech factory applied clear satin finish is also UV based and exposure to light will cause colour variations. Panels should be kept fastened in a flat pack on site to reduce the chance of the sheets bowing and edge discoloration.

Precautions & Limitations

DécorBatten panels are for interior applications only, they are not recommended in exposed, damp or wet conditions as they can swell and break when in contact with water. They may warp or expand if not sealed. DecorBatten Panels may have significant colour variations from batch to batch.