



**POOL
FENCE
BOOK**

WHO WE ARE

We're a customer-focused team, dedicated to making it easy for anyone in New Zealand to get the fence they need. We listen to what you tell us and work with you to reach the best solution for your project.

Innovation has been at the heart of what we do at Boundaryline Fencing Systems since the company was founded in Invercargill, with a range of timber Post&Rail fencing many years ago. We quickly found there were people throughout the New Zealand construction industry that liked our way of doing things, so our range of fencing systems grew quickly

to meet the requirements of the market.

Today, with the widest range of fencing systems available on the New Zealand market and located in Auckland, Christchurch, and Invercargill – we have the products, service, and attitude to make fencing easy for you.



PEOPLE FIRST

Boundaryline is a part of the communities we work in. People and relationships are paramount to our success.



LOYALTY

Boundaryline is an established market leader in the fencing and gate industry, and recognises the driving forces that got us there. We are loyal to ourselves, our customers and our company.



INNOVATION & CHANGE

As innovators, Boundaryline is always looking for ways to develop, improve and lead industry change while staying true to our values.



FAIRNESS

Boundaryline stand by our work and exceptional service. Every deal must stand the test of time.



AUCKLAND DISTRIBUTION & SHOWROOM

6 Harbour Ridge Drive, Wiri

☎ (09) 250 1144



CHRISTCHURCH DISTRIBUTION & SHOWROOM

22 Islington Avenue, Islington

☎ (03) 347 3191



INVERCARGILL DISTRIBUTION & SHOWROOM

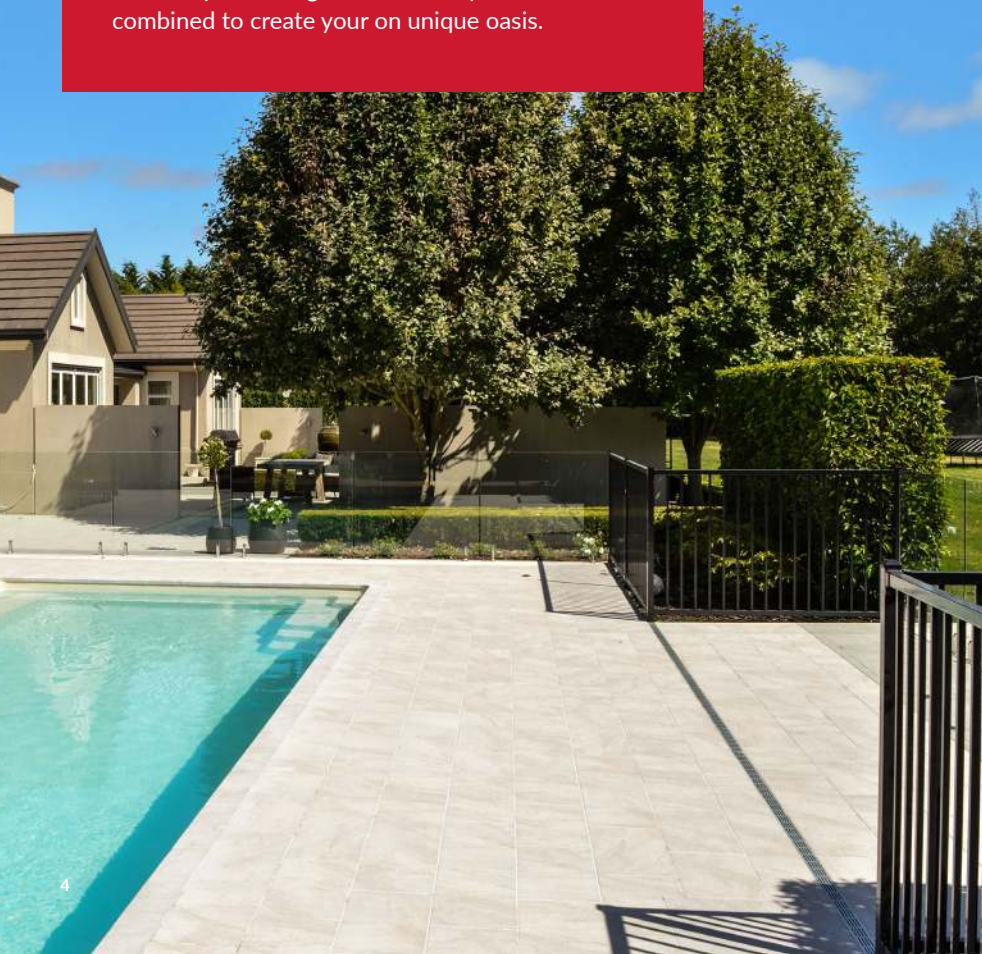


60 Basstian Street, Waikiwi


☎ (03) 211 5145

FENCING FOR POOLS

Selecting a fence to surround your pool that will provide you peace-of-mind while enhancing the poolside landscape is key. The Boundaryline team have the knowledge and experience to ensure you choose a great looking fence while meeting all your obligations under the Building code for pool safety. You don't have to worry about sacrificing style for safety.

Boundaryline's range of modular systems can be combined to create your on unique oasis.







SOME THINGS YOU NEED TO KNOW

AS A RESIDENTIAL POOL OWNER

Residential pools that are filled or partly filled with water must have physical barriers that restrict access by unsupervised children under five years of age. This requirement applies to pools - including portable pools - that can be filled with water to a depth of 400mm or more.

Visit: www.building.govt.nz/poolsafety

POOL LEGISLATION

New pool safety legislation came into effect on 1 January 2017. The Building (Pools) Amendment Act 2016 repeals the Fencing of Swimming Pools Act 1987 and includes new provisions in the Building Act 2004 relating to residential pools.

Key changes include:

- a new requirement for mandatory inspections of swimming pools every three years
- allowing safety covers to be used as barriers for spa pools and hot tubs
- introducing additional enforcement tools for territorial authorities, including notices to fix.



CONSIDERATIONS ON POOL LEGISLATION



MANDATORY INSPECTIONS

Residential pools must be inspected every three years, except small heated pools, such as spa pools and hot tubs, where the barrier is a safety cover.



BUILDING CONSENT

You must obtain a building consent before installing a pool barrier, other than a safety cover for a small heated pool.



SELF-CLOSERS AND ALARMS

The Building Code requires gates and doors in the pool barrier to be self-closing or have audible alarms to ensure that they are kept closed.

IS A SAFETY COVER COMPLIANT?

According to the Building (Pools) Amendment Act, pool cover is not compliant, except for some small heated pools that may have a removable cover rather than a surrounding barrier.

Safety cover is a compliant option for small heated pools just under the following conditions:

- the water surface area is 5m² or less;
- the side walls of the pool are at least 760mm high and cannot be climbed.

In addition, a safety cover must have signage indicating its child safety features, and must be able to:

- restrict entry of children under five years of age when closed
- withstand a foreseeable load
- be readily returned to the closed position.

RESOURCES

HELPFUL LINK

www.building.govt.nz/building-code-compliance/f-safety-of-users/pool-safety/

INFORMATION SOURCES

New Zealand Building Code (NZBC)

F9 Restricting access to residential pools

Acceptable Solutions-F9/AS1

DISCLAIMER

Information is provided an overview only. Consult your local council for full details on your obligations under the NZBC as a residential pool owner.



5 THINGS TO THINK ABOUT

WHEN CHOOSING YOUR POOL FENCE



1 PRIVACY

Does the fencing need to provide privacy on any sides or do you want it to be open-style?



2 AESTHETICS

What style of fencing will complement your home and poolscape?



3 MAINTENANCE

How easy is it to keep the fencing clean and tidy?



4 CONSTRUCTION

Will the fencing be installed in-ground or fixed to the pool surround?

Are there other structures or plantings that will impact on the placement of the fencing?



5 SAFETY & COMPLIANCE

Is the fencing compliant with council safety requirements?

Boundaryline's pool fencing is compliant and we can provide the necessary information – easy!

These points are mentioned as a guide only, we recommend you refer to the website below to find out about your obligations under the pool fencing code: <https://www.building.govt.nz/building-code-compliance/f-safety-of-users/pool-safety/guidance-for-pool-owners/>



HOW WE CAN HELP YOU

POOL FENCE SOLUTIONS



PROVIDE PRODUCER STATEMENTS

We have approved PS1's available for all our pool fencing, which you can download from our website to meet council requirements.



WORK OUT YOUR REQUIREMENTS FROM A PLAN

Just send us your drawing or plan and we can send you a complete cost of materials required to complete your project, free of charge and no obligations!



FREE CONCEPT DRAWINGS

Our in-house design team can provide free 3D concept drawings to bring your project to life.
technical@boundaryline.co.nz | DDI 03 211 5141



INSTALL SOLUTIONS

We can put you in touch with experienced trades-people throughout NZ to complete quality and quick installation of your fencing. Job done!

“

We had great assistance throughout our pool fencing project. Many options and nice stylish appearance.

Home owner, Kerikeri

CASE STUDY:

WEST MELTON

This West Melton property owner has our innovative Durapanel Axis. They have created a unique architectural difference while still complying with pool safety regulations.

Using DuraPanel Axis has given their landscape a 'floating fence' look with the added feeling of security while retaining a clean, modern look.

Products Used:

- DuraPanel Axis



CASE STUDY:
MANDEVILLE

EliteWall fencing is an excellent option to provide privacy around your pool area.

The owners of this new home chose gloss black aluminium louvre inserts and a matching louvre gate to create an elegant finishing feature.

Boundaryline DuraPanel™ Polo fencing was used along the side boundaries of the pool, providing a view to the garden while keeping the pool area safe.

Products Used:

- DuraPanel Polo | EliteWall



CASE STUDY:

WEKA STREET

The owner of this lovely home in Christchurch chose our EliteWall Classic with traditional capping. Creating a modern oasis that flows through the entire landscape, complementing the greenery and outdoor decor.

Custom cedar panel inserts and a matching cedar gate are an impressive finishing touch to this fencing solution.

Products Used:

- EliteWall



CASE STUDY:

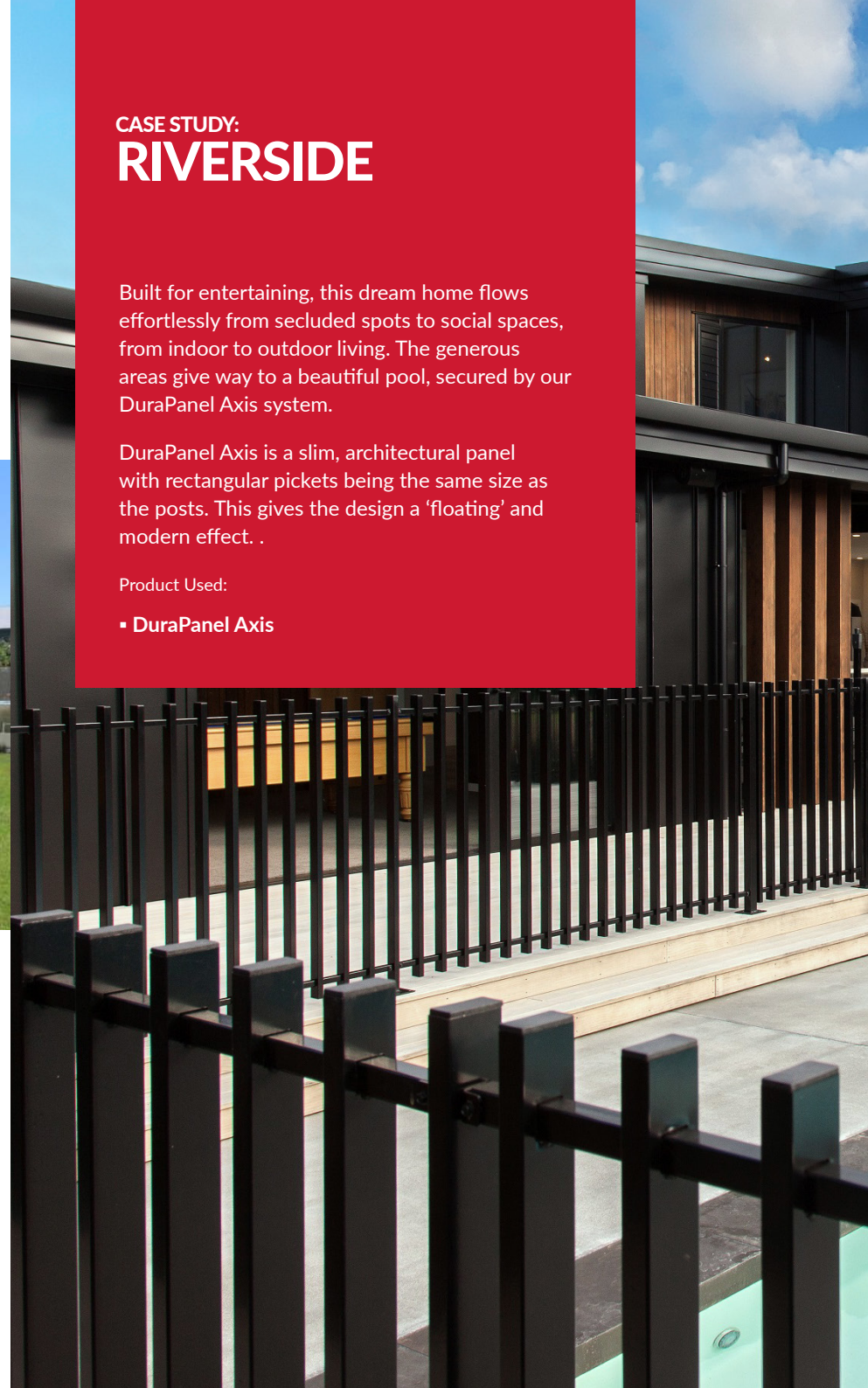
RIVERSIDE

Built for entertaining, this dream home flows effortlessly from secluded spots to social spaces, from indoor to outdoor living. The generous areas give way to a beautiful pool, secured by our DuraPanel Axis system.

DuraPanel Axis is a slim, architectural panel with rectangular pickets being the same size as the posts. This gives the design a 'floating' and modern effect.

Product Used:

- DuraPanel Axis





DURAPANEL™

SECURE FENCING FOR HOMES AND POOLS

Boundaryline DuraPanel tubular metal fencing offers a wide range of options for pool fencing and landscape fencing. With high-quality components and a sleek, cohesive design, DuraPanel complies with all New Zealand pool fencing regulations to keep children safe and to meet council requirements.

Our DuraPanel aluminium range is designed for increased strength and offers great-looking property enhancement and protection at a cost-effective price.

The DuraPanel range of custom-made fencing offers a wide variety of styles and colours to meet specific design requirements for any project.

All DuraPanel fencing is designed to be simple and quick to install, with modular components and welded panels.

Producer statements are available for pool fencing, balustrade, and retaining wall fencing compliance.

“

The fencing was the best we have seen. Very nice to use, brilliant finish and the boss is pleased. We're stoked and will always be recommending it to others.

Nelson swimming pool suppliers

DURAPANEL™

DESIGN OPTIONS



DELTA



Panel height: 0.95 / 1.2m Panel length: 2.250m
 Post size: 50x50mm Vertical bars: 19x19mm
 Horizontal rails: 40x40mm
0.95m / 1.2m rakeable panel also available for sloping ground



VECTA



Panel height: 1.2 / 1.5m Panel length: 2.250m
 Post size: 50x50mm Vertical bars: 19x19mm
 Horizontal rails: 40x40mm
Reversible, can be installed with rods facing down




POLO



Panel height: 1.2 / 1.5 / 1.8m Panel length: 2.250m
 Post size: 50x50 / 65x65mm Vertical bars: 19x19mm
 Horizontal rails: 40x40mm




AXIS



Panel height: 1.2m Panel length: 2.250m
 Post size: 50x25mm Vertical bars: 50x25mm
 Horizontal rails: 25x25mm



TITAN

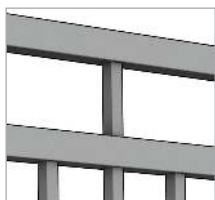


Panel height: 1.2m Panel length: 2.330m
 Post size: 65x65mm Vertical bars: 19x19mm
 Horizontal rails: 50x25mm

WHAT'S GREAT ABOUT DURAPANEL™

STRONG

40x40mm rails



19 X 19MM SQUARE VERTICALS

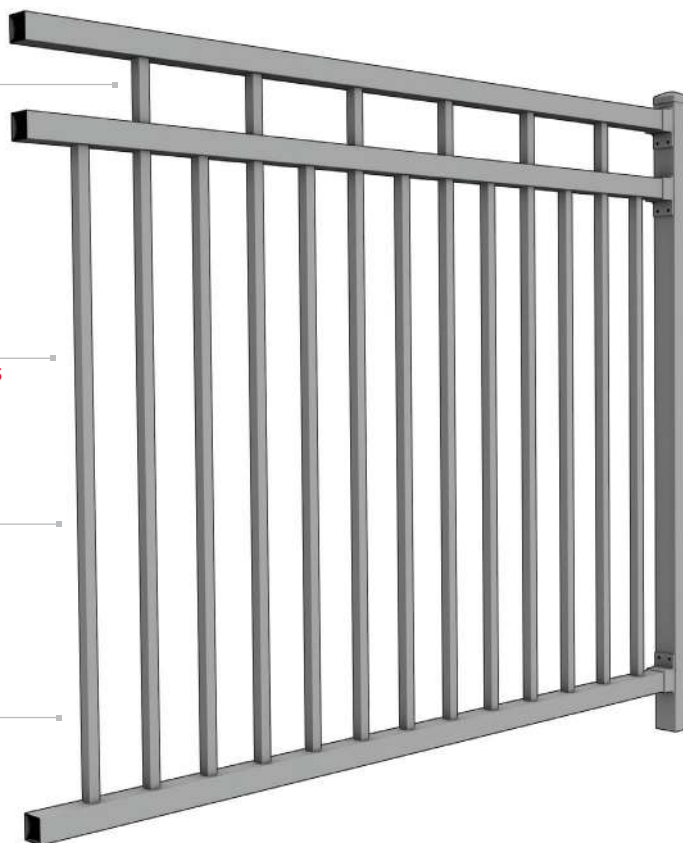
For added strength and better appearance

ALUMINIUM CONSTRUCTION

This fence won't rust

POOL-SAFETY DESIGN

Keeps children safe and meets all regulations



STURDY POSTS

50x50mm or 65x65mm with matching cap

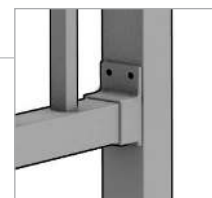


HIGH QUALITY

Powder-coated finish
Standard in black

QUICK AND SIMPLE INSTALLATION

Modular system with screw-on brackets







ELITEWALL™
NEW ZEALAND'S
PREMIUM
ACOUSTIC FENCE

The EliteWall system is the preferred choice for property owners who require a cost-effective, solid panel fence that provides style, function and privacy.

EliteWall is New Zealand's most advanced line of modular panel fencing. Made with lightweight components, yet structurally strong and simple to install.

Superior acoustic performance makes EliteWall a popular option for rest homes and motels, or any property beside a busy road.

EliteWall is the ideal alternative to concrete or block walls at a fraction of the cost, and is suitable for fencing in earthquake zones.

A complete range of infill options gives you the flexibility to choose any combination of panels between the posts: solid panels, pool fencing panels, glass or aluminum slats. The many different design possibilities are extensive.

“

I am very pleased with the look and the feel the new fencing is starting to create already. Thank you for all your efforts.


Facility manager, rebuild project,
Christchurch

ELITEWALL™

DESIGN OPTIONS




CLASSIC WALL



Wall height: 0.9m – 2.1m
Panel thickness: 50mm
Posts: 180x120mm
Post centres: 2.530m / 2.830m / 3.130m



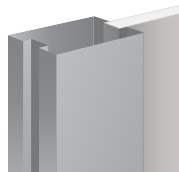
SIGNATURE WALL



Wall height: 0.9m – 3.0m
Panel thickness: 70mm
Posts: 280x140mm
Post centres: 2.630m / 2.930m / 3.230m



ESTATE WALL



Wall height: 0.9m – 3.0m
Panel thickness: 70mm
Posts: 320x210mm
Post centres: 2.670m / 2.970m / 3.270m

WHAT'S GREAT ABOUT ELITEWALL™




SUPERIOR ACOUSTIC PROPERTIES

Blocks up to 28 decibels of noise, great for properties beside a busy road

NO MASONRY TO CRACK

Allows for ground movement
Works well in an earthquake zone



COST-EFFECTIVE PRIVACY

Solid fencing at a much lower cost than concrete

QUICK AND SIMPLE INSTALLATION

All modular components and minimal site disturbance


PAINTED TO MATCH YOUR PROPERTY

Easy to texture-coat and paint



ELITEWALL™

FINISHING OPTIONS




CONTEMPORARY

Contemporary panel caps and post caps



SUBURBAN

Traditional panel caps and contemporary post caps



TRADITIONAL

Traditional panel caps and traditional post caps



NEGATIVE DETAIL JOINT

Enhance the look by utilising the panel joint with horizontal detail



CLOSED PANEL JOINT

For a refined joint detail



ALUMINIUM SLATS

Aluminium slats provide a modern look and open-feel while maintaining a level of privacy for the property owner. Aluminium slats are supplied in a powder-coated finish and can be colour-matched to any standard New Zealand roof or window colour.



LOUVRES

Aluminium louvre in-fills provide a contemporary look maintaining full privacy and allowing air-flow through the fence. Aluminium louvres are supplied with a powder-coated finish and can be colour-matched to any standard New Zealand roof or window colour.



DURAPANEL™ INFILL


Add a touch of class to your open-style fence using EliteWall columns combined with the DuraPanel aluminium panel range. EliteWall columns are available in a range of sizes and heights and can be supplied with a spray-texture finish or painted in colour of your choice for quick and easy installation. See DuraPanel on page 19.



MATCHING GATES

Slat, Louvre and DuraPanel gates are available to match the infill option you choose and provide the finishing touch to your EliteWall fencing.





 Boundaryline

0800 003 006 / boundaryline.co.nz