

Strong-Drive® SDWS27 TIMBER SS Screw



The Strong-Drive SDWS Timber SS is the premium solution for heavy-duty structural applications such as docks, wharfs, piers and boardwalks where strength and severe-corrosion resistance is critical



Designed for securely fastening heavy timber fixing

The perfect screw for jobs where strength and premium corrosion resistance are required

Introducing the Strong-Drive® SDWS Timber SS Screw, a heavy-duty structural fastener in Type 316 stainless steel. Its heavy-duty 7mm diameter

Features and Benefits



- Fast installation — no predrilling, no counterboring, no heavy-duty equipment needed
- High withdrawal resistance
- SawTooth™ point design for fast starts and less driving torque — no need to drill pilot hole
- 7mm shank diameter for heavy-duty structural applications
- Large 16.5mm diameter flat washer head with nibs provides load-bearing area and seats flush with surface
- Large, deep T50, 6-lobe recess for secure driving
- Mid-shaft knurl aids in torque reduction
- Made from 316 Stainless Steel for extreme corrosive environments
- Load data available for all your applications

Applications

- Outdoor Structures
- Deck Structures, Ledgers, Stringers, Boundary Joists, Rim Boards
- Landscaping, Retaining Wall
- Deck, Carport, Shed, Pergola, Patio applications
- Docks, Pier's, Boardwalks, Jetty and Wharf construction
- An ideal replacement for Coach Screws

Material

- 316 Stainless Steel



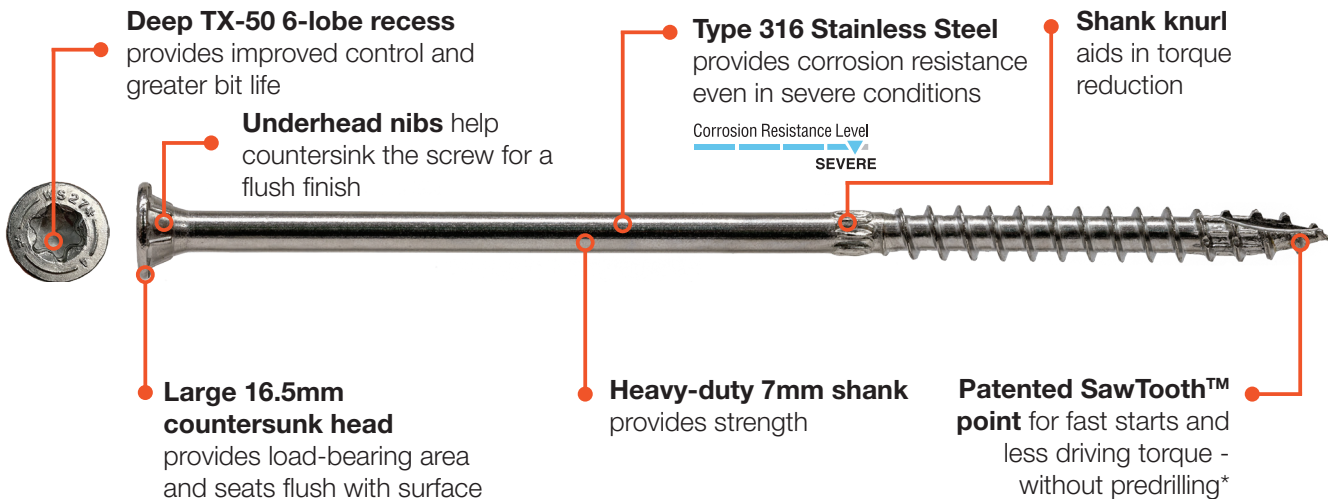
Watch how quickly the **SDWS Timber SS screw** can be installed compared to alternatives



Strong-Drive® SDWS27 TIMBER SS Screw



Features



Common Issues with Alternative Solutions



Spike pop-up hazard



The effect of corrosion on HDG spikes



More shear strength than lag screws

Specifications & Packaging



Note: Free T-50 Bit included with every pack of screws



Model No.	Screw Length (Inch/mm)	Thread Length (mm)	Diameter (mm)			Head Dia. mm/Drive Type	Box Qty	Box/ Ctn	Pack Barcode/ Ctn Barcode	Pack Dims (W x L x H) mm	Pack Weight (kg)
			Shank	Major	Minor					Ctn Dims (W x L x H) mm	Ctn Weight (kg)
SDWS27300SS-RC10	3"/76	51	7	10	6	16.5 / T-50	10	10	707392002796	92 x 50 x 150	0.28
SDWS27400SS-RC10	4"/102	76							10707392002793	200 x 275 x 165	3.14
									707392002925	92 x 50 x 155	0.35
SDWS27500SS-RC10	5"/127	76							10707392002922	200 x 275 x 165	3.53
									707392002932	92 x 50 x 205	0.45
SDWS27600SS-RC10	6"/152	76							10707392002939	200 x 275 x 215	4.82
									707392002949	92 x 50 x 205	0.52
SDWS27800SS-RC10	8"/203	76	10707392002946	200 x 275 x 165	5.50						
			707392002956	92 x 50 x 255	0.68						
SDWS27100SSRC10	10"/254	76	10707392002953	200 x 275 x 265	7.28						
			707392002963	92 x 50 x 306	0.83						
								10707392002960	200 x 275 x 275	8.94	

Simpson Strong-Tie® Australia
Call **1300 STRONGTIE (1300 787664)**
www.strongtie.com.au

Simpson Strong-Tie® New Zealand
Call **09 477 4440**
www.strongtie.co.nz

Simpson Strong-Tie Limited Warranty: For the Limited Warranty that applies to Simpson Strong-Tie products, please consult www.strongtie.com.au/warranty or www.strongtie.co.nz/warranty. To obtain a copy of the Limited Warranty, contact us at info.au@strongtie.com or info.nz@strongtie.com, or at the number provided here. The Limited Warranty contains important disclaimers, limitations and exclusions, and applies only if the products have been properly specified, installed, maintained, and used in accordance with the design limits and the structural, technical, and environmental specifications in the Simpson Strong-Tie Documentation. All future purchases of Simpson Strong-Tie products are subject to the terms of the Limited Warranty in effect as of the purchase date.