

# PDL Iconic<sup>®</sup> Collection



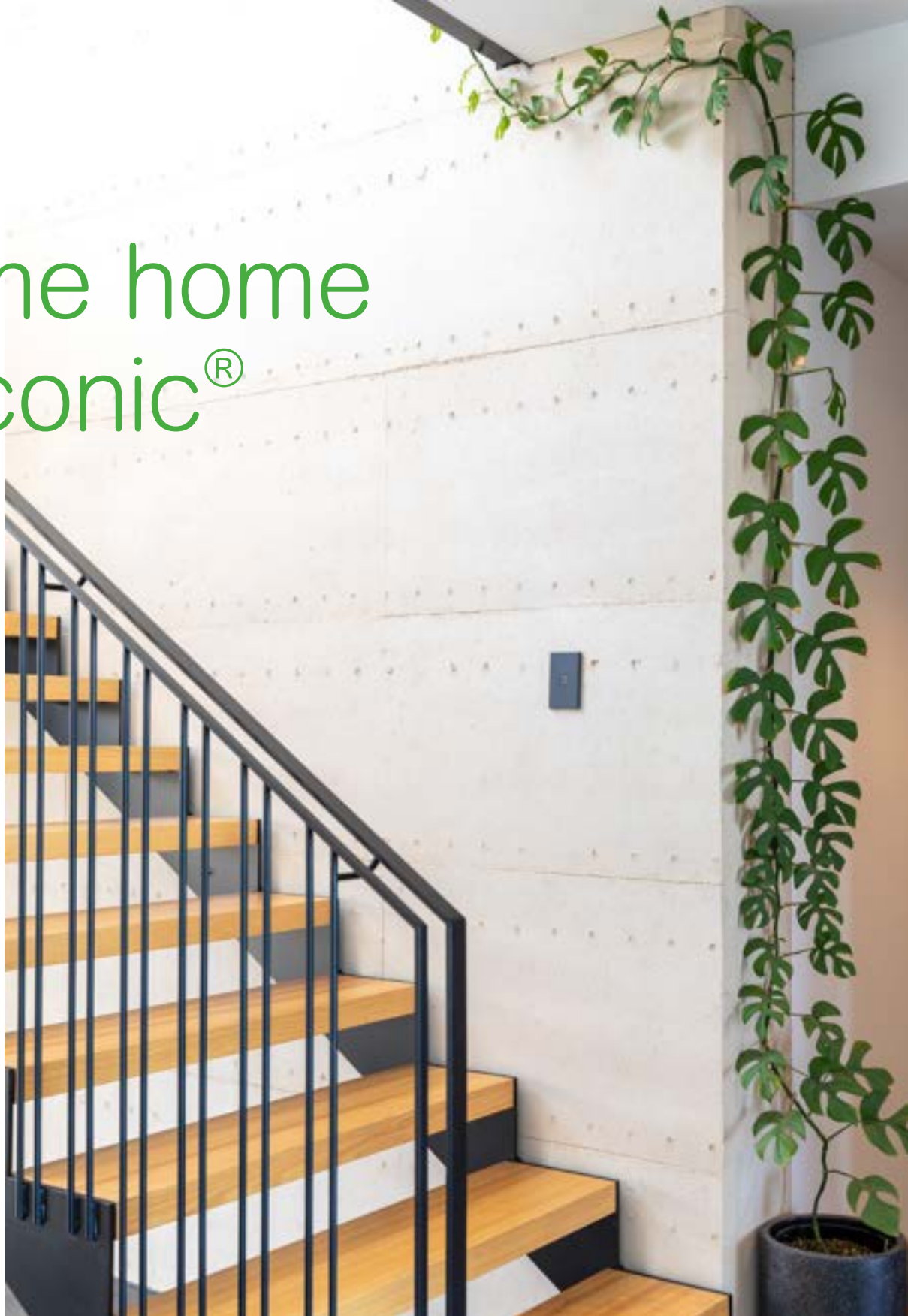
Flexibility for every home and family

[pdl.co.nz/iconic](https://pdl.co.nz/iconic)

Life Is On

**Schneider**  
Electric

# Come home to Iconic<sup>®</sup>



From switches and power points to simple smart home functionality, the award-winning Iconic Collection is the new standard in modern living for every home.

*“To live in a smart home is to enjoy a life that is easier, more comfortable and more energy efficient.”*



## A smart home that works for you

Looking for a little bit more convenience in your lifestyle? From the bathroom fan that can turn off automatically after a set time, to the ability to schedule lights to come on while you are away on holiday. Iconic switches and power points have the flexibility to get smart and optimise your home.

### At home control

Iconic can connect with Bluetooth® Low Energy (BLE) to give, you easy control of power points, switches and dimmers. You can link your Iconic products to the Wiser by SE app on your smartphone for basic smart home functionality at your fingertips. One thing to consider is that while you'll be able to set timers and schedules (for instance for when outdoor lights should turn on), you'll only have control over your devices while you are within Bluetooth® range.

### Control wherever you are

Iconic seamlessly integrates with Wiser™ Smart Home, a scalable smart home solution that lets you control almost everything in your home from anywhere in the world via the Wiser by SE app. It's perfect for renovation and new build alike as it doesn't require any special wiring and you can add as many or as few smart elements to your home as you'd like, with the option of expanding it easily over time.



# Convenience and control

PDL Iconic offers clever home enhancing features, from smart switches and power points, timers, and time-clocks to dimmers.

These simple innovative products provide a level of convenience and energy management to enhance your life.

The best thing about a PDL Iconic connected home, is that it is a completely scalable and customisable solution. Talk with your builder, electrician and design consultant about the best solution for you home.

## Lighting control

Control your lights from your smart phone or via voice command. Turn lights on and off, dim and brighten them to set the perfect mood or have the right lighting for the task at hand.

## Timers never forget

Timers and time-clocks are the perfect safety net for your power bills. Simply set lights and devices to turn on or off at set times via the Wiser by SE app and let it do the work for you.

## Motion sensor

Add motion sensors around your home, so you and your guests can easily find your way around, with lights that automatically turn on and off as needed.

## Multi-way control

Adding multi-way control to staircases, hallways and open plan living areas can save you from having to walking back in the dark.

## Weatherproof switches and power points

Iconic Outdoor is a robust, dustproof, and water-resistant range that was designed for New Zealand weather conditions. With smart connectivity and a modern design, it will add peace of mind and enhance the overall look and feel of your outdoor space.

# Clever features

The Iconic Collection provides flexibility and variety of available clever accessories, so you can customise the right solution for your home.



## Infinitely customisable

Once the Iconic grid plates are safely installed by a qualified electrician, you can change your light switch and power point covers at any time. Simply clip off the standard cover and clip on your preferred style for a fresh new look!

## USB charging

Iconic has multiple USB charging options, from a double or quad power point with USB ports, to a three port USB charging shelf. Choose USB A, USB C fast charge or USB A+C options to suit your family's needs.



## Light the way

Keep little feet safe during late night visits to the bathroom with a Night Walk Sensor Light. It activates a subtle LED light when movement is detected and can also be used as a nightlight.

## LED indicators

Optional subtle warm white LEDs can be set as indicators to show which switches are in use, or as locators so it's always easy to find the right switch in the dark.



## Pictogram identification


Get the right switch the first time, every time and show off your attention to detail by adding pictogram icons to your switches.

# Find your Iconic

With a wide variety of finishes and colours to choose from, there's something for every home.


## Iconic

The base Iconic range has a modern, clean design that complements any style.



## Iconic Styl

Metallic switches and power points that add a luxe factor to the home.



## Iconic Essence

With round wooden edges, Iconic Essence brings a hint of nature to the home.

## Iconic Outdoor

Take your indoor style outdoors and create a safe and relaxing space all year round.

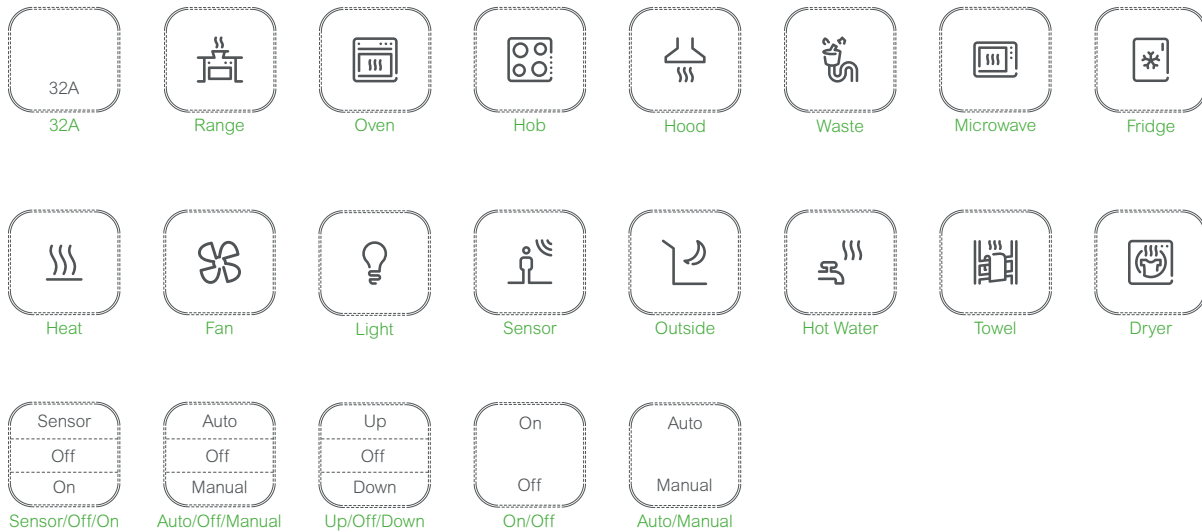


# Customise your look

Show off your attention to detail with pictogram icons


## Standard Pictogram Icon Dollies

Choose the perfect custom solution so you'll never be left wondering which switch does what. It also adds a unique design feature to your home.



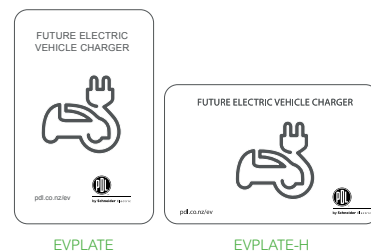
## Custom Pictogram Icon Dollies

Available as custom engraving through Kraus & Naimer. Compatible with all Iconic, Iconic Styl and Iconic Essence products.



## Custom EV Blank Plates

This cover indicates that a home has been pre-wired for electric vehicle charging. The cover is custom engraved and your electrician can order it via our partner, Kraus & Naimer.





# Build your Iconic<sup>®</sup>


Use our digital tool to help you choose your favourite switches and power points and customise to your needs. Select your preferred wall colour to match and create a list with all the relevant components. Sort by rooms and share via email with your electrician, builder and design consultant.

Build your Iconic at

 [pdl.co.nz/build-my-iconic](https://pdl.co.nz/build-my-iconic)



Life Is On



Keen to see the Iconic Collection for yourself? Book your visit to our Vision Studio showrooms in Auckland and Christchurch or book a digital consult with one of our design consultants.

**Booking are essential**

 0800 568 888

 [pdl.co.nz/showroom](https://pdl.co.nz/showroom)

**Auckland**

Level 2, Building 6, 60 Highbrook Drive  
Highbrook, Auckland, 2013

**Christchurch**

Level 2, 4 Hazeldean Road  
Addington, Christchurch, 8024