

KATT[®]

MODULAR LADDERS



1300 301 755
SAYFA.COM.AU

PRODUCT
SPECIFICATION

PRODUCT CODE
LD 400

DESCRIPTION
KATT MODULAR
LADDERS

PROPRIETARY FIXED LADDER
SYSTEM FOR SAFE ACCESS &
EGRESS

FIXED LADDER SYSTEM

BROCHURE




KATT® MODULAR SOLUTIONS

KATT® MODULAR LADDERS

The Katt modular ladder system provides safe and easy access to elevated areas such as roof tops, ceiling spaces and maintenance platforms. Manufactured to Australian Standard AS/NZS 1657:2013, Katt ladders have a unique precision and profiled design which ensures a high level of safety and confidence for maintenance personnel. The proprietary fall protection modular system has various configurations which can incorporate enclosed cages or ladder fall arrest systems depending on ladder height and application.

SYSTEM FEATURES

- 18 multiple ladder system configurations designed for any situation
- Third party tested to AS1657-2013 Australian Ladder Standard
- 10 year warranty
- High strength, industrial grade aluminium materials
- Precision robotic manufacture
- Ergonomic design
- Power grip rungs with slip testing to Australian Standards
- Full product literature backup
- Modular components in stock ready to ship
- Provides dedicated safe access
- Prevents roof deck and facade damage
- Prefabricated modular components provide easy on-site assembly with no welding required
- Arresta vertical static line can be integrated to vertical ladders to provide constant fall protection
- Flat pack delivery



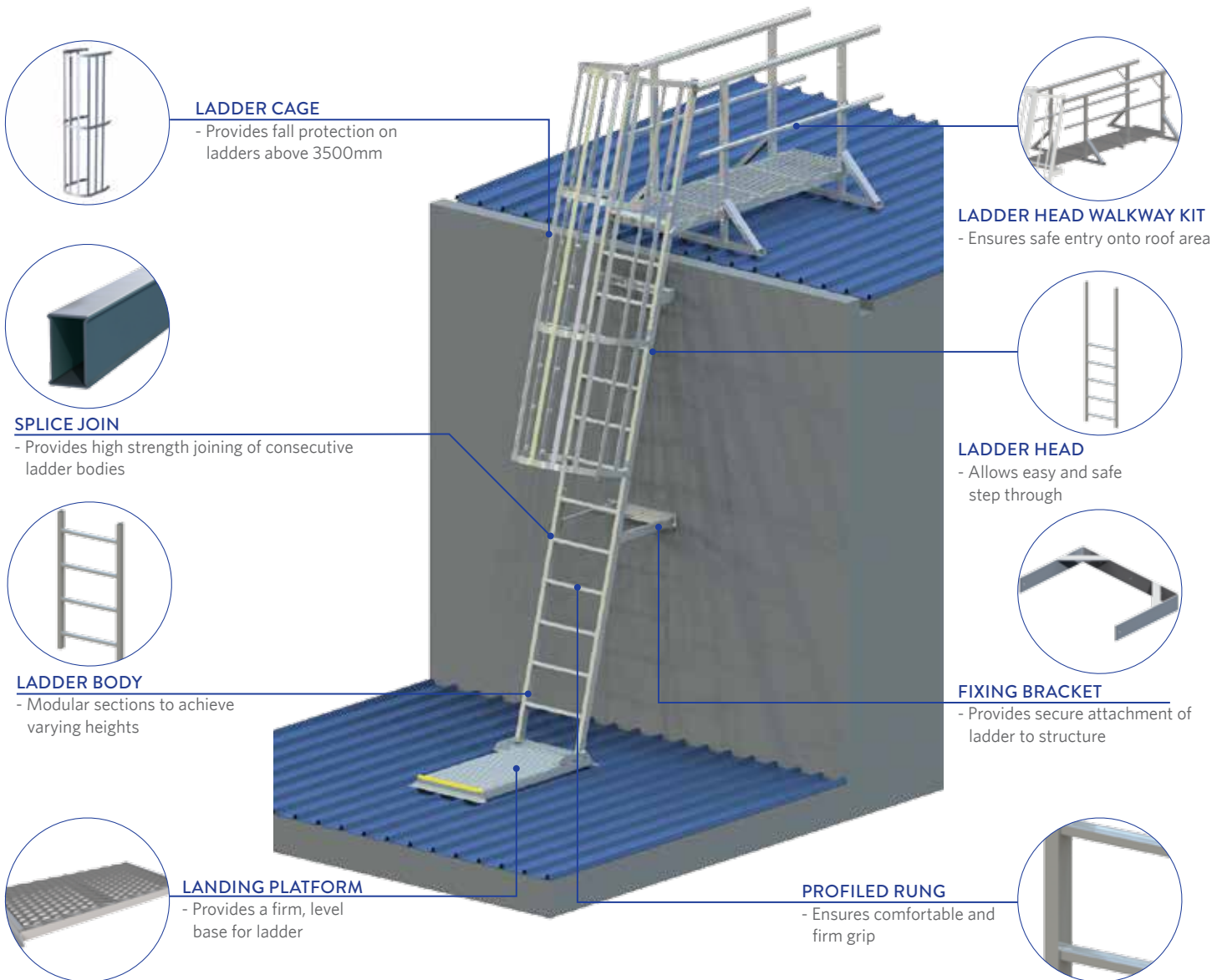
USER SUPPORT

- Complete install assistance and training available
- Operation manuals and fall arrest user guides provided
- Certification compliance and signage available



KATT® FOR MAINTENANCE PERSONNEL ACCESSING ROOFTOPS, CEILING SPACES & OTHER ELEVATED AREAS SAFELY

FEATURES & BENEFITS



LADDER CAGE
- Provides fall protection on ladders above 3500mm

LADDER HEAD WALKWAY KIT
- Ensures safe entry onto roof area

SPLICE JOIN
- Provides high strength joining of consecutive ladder bodies

LADDER HEAD
- Allows easy and safe step through

LADDER BODY
- Modular sections to achieve varying heights

FIXING BRACKET
- Provides secure attachment of ladder to structure

LANDING PLATFORM
- Provides a firm, level base for ladder

PROFILED RUNG
- Ensures comfortable and firm grip

UNIQUE PRODUCT FEATURE

PROFILED RUNG
INCREASED OPERATOR CONFIDENCE
Ergonomically designed to ensure maximum comfort whilst achieving a compliant slip resistance factor. The ladder rung is robotically welded to ensure consistent and quality connection to the ladder stile.



KATT® MODULAR LADDERS

Sayfa Group leads the industry in the design, installation and management of access, fall protection and ground safety systems.

The In-Action model demonstrates access, fall and ground protection requirements for a commercial building design.

Sayfa Group recommendations fulfill current workplace requirements for the safety of building maintenance subcontractors, employees and the general public.

#	DESCRIPTION	
1	3 SIXTY	Fall arrest anchors
2	TRAVEL 8	Roof or wall mount static lines
3	SENTRY	Roof mount guardrails
4	ON-TRAK	Roof walkways (yellow or grey)
5	PROTEX	Skylight protectors
6	RAPTOR	Overhead fall arrest rails

#	DESCRIPTION	
7	KATT	Modular fixed ladders
8	VISTA	Modular fold down ladders
9	ALTO	Step ladders & step bridges
10	ALTO	Stairs & platforms
12	SKYDORE	Roof access hatches

For more information, please contact Sayfa Group directly.



IT'S THE SAYFA WAY

KATT[®] MODULAR FIXED LADDER CONFIGURATIONS

LD21 MINI LADDER WITH GRABRAILS AND 1.0M LANDING



LD22 MINI LADDER WITH GRABRAILS, PARAPET PLATFORM AND 1.0M LANDING



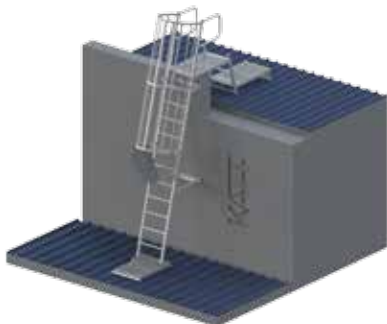
LD24 MINI LADDER - INTERNAL ACCESS




LD31 ANGLED CAGE LADDER WITH GRABRAILS AND 1.0M LANDING



LD32 ANGLED CAGE LADDER WITH GRABRAILS, PARAPET PLATFORM AND 1.0M LANDING



LD33 ANGLED CAGE LADDER WITH 2.4M ADJUSTABLE ACCESS KIT



LD34 ANGLED CAGE LADDER - INTERNAL ACCESS



LD35 ANGLED CAGE LADDER WITH MIDWAY LANDING PLATFORM - INTERNAL ACCESS

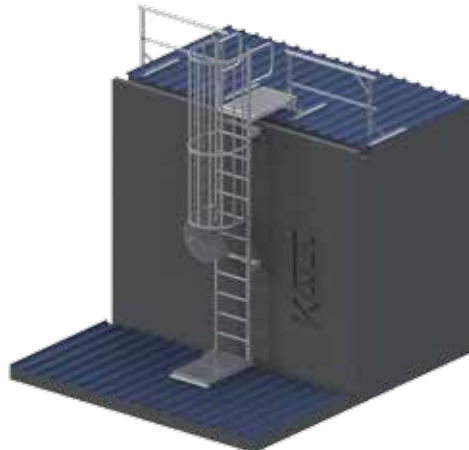


CONFIGURATIONS

LD36 ANGLED CAGE LADDER WITH MIDWAY AND TOP LANDING PLATFORM



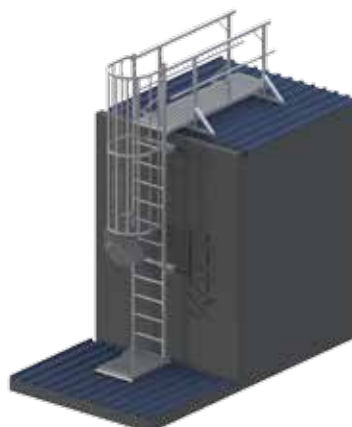
LD41 VERTICAL CAGE LADDER WITH GRABRAILS AND 1.0M LANDING PLATFORM



LD42 VERTICAL CAGE LADDER WITH GRABRAILS, PARAPET PLATFORM AND 1.0M LANDING PLATFORM



LD43 VERTICAL CAGE LADDER WITH 2.4M ADJUSTABLE ACCESS KIT



LD44 VERTICAL CAGE LADDER - INTERNAL ACCESS



LD45 VERTICAL CAGE LADDER WITH MIDWAY LANDING PLATFORM - INTERNAL ACCESS



LD46 VERTICAL CAGE LADDER WITH MIDWAY LANDING PLATFORM AND 2.4M ADJUSTABLE ACCESS KIT



CONFIGURATIONS


LD51 VERTICAL LINE LADDER WITH GRABRAILS AND 1.0M LANDING (3300MM - 5700MM)




LD51 VERTICAL LINE LADDER WITH GRABRAILS, MIDWAY REST PLATFORM AND 1.0M LANDING (6900MM - 11700MM)



LD52 VERTICAL LINE LADDER WITH GRABRAILS, PARAPET PLATFORM AND 1.0M LANDING (3300MM - 5700MM)



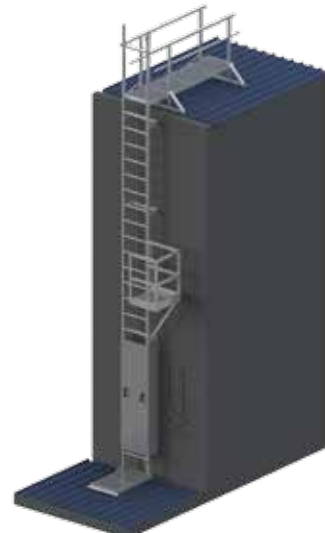
LD52 VERTICAL LINE LADDER WITH GRABRAILS, MIDWAY REST PLATFORM, PARAPET PLATFORM AND 1.0M LANDING (6900MM - 11700MM)



LD53 VERTICAL LINE LADDER WITH 2.4M ADJUSTABLE ACCESS KIT (3300MM - 5700MM)



LD53 VERTICAL LINE LADDER WITH 2.4M ADJUSTABLE ACCESS KIT AND MIDWAY REST PLATFORM (6900MM - 11700MM)



SYSTEM DESIGN CRITERIA



APPLICATION

MINI ACCESS LADDER

- Suitable for access up to 3.5M.
- Ideally suited where access from one roof level to another is required.

LOCATIONS

Industrial buildings, apartments, shopping centres etc.

ADVANTAGES

- Safe and easy access.
- Low visual impact.

LIMITATIONS

- Above 3.5M will require a ladder cage or fall arrest system.



APPLICATION

CAGED LADDER

- For use on external of building for access up to 6.0M. Consecutive ladders with a change of direction platform are required thereafter if more height is required.
- A ladder head access walkway with guardrails provides safe access onto the safe zone of the roof.

LOCATIONS

Industrial buildings, hospitals, office blocks, sports centres etc.

ADVANTAGES

- User does not require safety harness competency to use the system.
- No harness gear required.
- Easier to climb than a vertical ladder system.
- Ladder cage with cage gate provides greater protection against unauthorised users

LIMITATIONS

- Cage may limit bulky items being carried up the ladder.
- Single person operation.
- Requires a larger floor footprint area.



APPLICATION

VERTICAL LINE LADDER

- For use on external of building up to 12.0M. An intermediate rest platform at 6.0M intervals is required.
- A ladder head access walkway with guardrails provides safe access onto the safe zone of the roof.

LOCATIONS

Industrial buildings, hospitals, office blocks, sports centres etc

ADVANTAGES

- Ladder fall arrest system provides constant fall protection at any point on the ladder.
- Requires minimal floor footprint.
- Simple to use by competent personnel.

LIMITATIONS

- Not ideally suited to high frequency usage.
- User to be competently trained in safe use of the ladder fall arrest system.
- Single person operation.
- Maintenance tools and equipment will need to be separately hoisted onto roof.

MODULAR SYSTEMS




1. QUALITY MATERIAL
All components are manufactured from high grade structural aluminium



2. STATE OF THE ART MANUFACTURING
Latest technology ensures exact system productiong



7. AUSTRALIAN STANDARDS
All ladders comply to Australian Standard AS1657:2013



3. QUALITY ASSURANCE
All Sayfa products are checked for quality assurance upon completion and before delivery



6. MODULAR DESIGN
Lightweight systems that are quick and easy to install on site

PROPRIETARY MODULAR LADDER SYSTEMS SUIT A VARIETY OF APPLICATIONS AND ARE DESIGNED TO THE HIGHEST STANDARDS



4. PACKAGING
Packed to customer requirements, robust packaging guarantees safe delivery of components



5. FLAT PACK DELIVERY
Modular systems are delivered to site packed to accommodate specific

WARRANTY

WARRANTY PERIOD ON THIS SYSTEM - 10 YEARS FROM DATE OF PURCHASE

Should you have a warranty claim as a result of a defect the following procedure must be followed:

Identify the following information:

- The product/system name and code number.
- The date of purchase/installation.
- Installation company details.
- The installation identification number.
- The name of the company using this system.
- A description of the defect/warranty claim.
- The periodic system maintenance report.

Forward the above information to sales@sayfa.com.au or contact technical helpline, 1300 301 755.

NEVER HAS SAFETY
IN THE WORKPLACE
HAD A HIGHER PRIORITY

TERMS & CONDITIONS

- All warranty claims must be made in writing within 14 days of the appearance of the defect.
- Incorrect installation or work done by a non accredited Sayfa system installer will void all warranty rights.
- Systems that have been installed using non proprietary equipment will void all warranties.
- System roof/cladding penetration seals are not covered in this warranty.
- Systems/components that have not been maintained in accordance with manufacturer's/legislative requirements will void warranty.
- Systems used by incompetent persons or use with non compatible accessories ie. harness gear, lanyards, travellers, fall arrestors etc. will void warranty.
- Systems/components used for purposes other than their intended use will void warranty.
- General wear and tear is expected and will depend on the frequency of use and is not covered by warranty.

DISCLAIMER

All product specifications and technical descriptions, recommendations and other information provided, are given as general guidance and advice, and are to be read in conjunction with Sayfa Group installation instructions and any other data available and applicable to each particular standard product or system. Use of such data is however the user's sole responsibility, taking into account the intended application and actual conditions existing on the particular worksite. Consequent selection of the right product for any particular use, remains the user's ultimate responsibility. Sayfa Group is therefore not obligated or liable for any direct or indirect, incidental or consequential damages, losses or expenses in connection with, or by reason of the suitability and use of or otherwise, any product or system for any purpose. Implied warranties of merchantability or fitness for any particular purpose, are specifically excluded.

All Sayfa Group products must be installed and used by competent personnel trained in the selection, safe use and maintenance of fall arrest systems and equipment by a registered training organisation (RTO) Installation not in accordance with Sayfa Group requirements or the use of non Sayfa Group components will void all certification and warranties.

Suitability of support structure and design layout of system is the responsibility of the installer and should be verified by a competent person trained by a Registered Training Organisation (RTO) in the selection, safe use and maintenance of fall arrest systems and equipment or approved by a structural engineer to ensure conformance.

Sayfa Group maintains a policy of continuous improvement and development, and therefore reserves the right to modify, amend or otherwise alter product and system designs and specifications, models and part numbers, colours and pricing etc without prior notice. Errors and omissions are excepted, and Sayfa Group accepts no liability for incorrect information, errors or omissions.

TECHNICAL SPECIFICATION

SYSTEM CODE KATT FIXED LADDER SYSTEM LD 400

TECHNICAL DATA

MATERIALS

- All componentry and accessories manufactured from high grade structural aluminium with options for powder coating.

DIMENSIONS

- Overall ladder width – 605mm
- Distance between stiles – 525mm
- Rung diameter – 45 x 32mm (profiled)
- Rung spacing – 300mm
- Stile extension above landing surface – 900mm to 1100mm
- Minimum clearance behind ladder – 200mm (vertical position)
- Maximum distance between rest platforms – 6.0M

WEIGHT

- Ladder body sections – 2.9kg/M (excludes fixing brackets and fixings)
- Cage sections – 8.3kg/M

FIXINGS

- Metal fixing – M10 bolt set
- Concrete fixing – M10 mechanical concrete anchor
- Metal purlin fixing – M8 toggle bolt

(Refer instruction manual)

WORKING LOAD LIMIT

Recommended for single person use – 150kg rated.

Industrial rated, suited to high frequency usage.

Support structure integrity, suitability and fixing method to be assessed and determined by an engineer unless it is clear to a competent person prior to installation.

Arresta Vertical Line Fall Arrest System must be only used with the approved fall arrest device and harness system incorporating front chest attachment and energy absorber as per AS/NZS1891.1:2009 (part 4).

COMPLIANCE

Katt Ladder System is designed to comply with requirements of Australian Standards AS1657:2013 and relevant statutory OHS Codes of Practice/ Guidelines.

TESTING

Testing and performance based on requirements of Australian Standards AS1657:2013.

PRODUCT WARRANTY

10 years from date of purchase subject to correct installation, use and maintenance in accordance with manufacturer's specifications and recommendations.

INSPECTION AND MAINTENANCE

Inspection and certification required every 12 months by competent person in accordance with manufacturer's specifications and requirements of Australian Standard AS1657:2013 and AS/NZS 1891.4:2009 Section (9).
(Refer instruction manual.)

IMPORTANT NOTE

Failure to supply and/or install proprietary product in accordance with above standards and codes, specifications and instructions voids complete system certification and/or warranty.

FIXED LADDER SYSTEM
BROCHURE





1029 MOUNTAIN HWY
BORONIA VIC 3155
AUSTRALIA

T 1300 301 755
F 1300 881 092
E INFO@SAYFA.COM.AU

FOR MORE INFORMATION
VISIT SAYFA.COM.AU



THE SAYFA GROUP

WE SAVE LIVES!

This is our Mission, and it drives our Vision to BRING EVERY WORKER HOME SAFELY.

Sayfa Group leads the industry in the design, installation and management of access, fall protection and ground safety systems. As an Australian owned company, we engineer and rigorously test our proprietary systems to exceed national and international standards. Simple installation and easy to use systems are our key drivers for ensuring maximum effectiveness, improved safety and compliance with Occupational Health and Safety standards in the workplace.

OUR VALUES

We are governed by the following principles in everything we do:

- A – Accountability / Totally responsible and answerable for our actions.
- L – Loyalty / Steadfast and dependable based on our values in our dealings with one another.
- I – Integrity / Honest and sincere, we do what we say, on time every time.
- V – Value Driven / Increase what's of value in view of a win win plan for all.
- E – Enthusiastic / Motivated and inspired to continuously perform better.

COMMITMENT

We are passionate about our work with every product a testament to our commitment of world class safety, quality and performance. Our obligation is to live up to our own high standards as well as those of our customers and stakeholders ensuring total peace of mind.



PRODUCT IS OWNED BY THE SAYFA GROUP.
THE SAYFA GROUP CONSISTS OF:

