

Cabot's Stain & Varnish Oil Based Satin

NZDW1661

Part A	825 - Line
---------------	------------




Description
Cabot's Stain & Varnish is a combined stain and clear varnish in one for all interior timber. It provides colour and shine without hiding the grain, is easy to apply and resists scuffing and scratching.

Features
<ul style="list-style-type: none"> Resists stains & scratches Enhances timber grain Oil enriched No topcoat required

Benefits
<ul style="list-style-type: none"> Forms a durable protective finish which resists scuffing, scratching and household wear & tear. Enhances rather than hides the natural timber grain. Enriched with oil to nourish and protect timber. Stain and durable clear finish all in one, meaning no top coat is required.

Uses
All interior timber

Performance Guide			
Weather	Interior use only.	Salt	Unaffected by splash or spillage.
Heat Resistance	Up to 120C. Premature yellowing and embrittlement will occur if subjected to continuous heat.	Water	Good water resistance.
Solvent	Resists alcohols and hydrocarbons.	Abrasion	Resists scuffing, scratching and household wear & tear.
Acid	Suitable for dilute splash.	Alkali	Suitable for dilute splash.

Typical Properties																											
Gloss Level	Satin	Thinner	Not required																								
Colour	3 factory packaged + tinted colours	Components	1																								
Number Of Coats	3	Toxicity	Dry film is non-toxic																								
V.O.C. Level	<465g/L	Touch Dry	2 hours																								
Clean Up	 Thinner																										
Application Method	  Brush Roller																										
Application Conditions	<table border="0" style="width:100%"> <tr> <td style="text-align:center">Solids By Volume</td> <td style="text-align:center">41</td> <td></td> <td></td> </tr> <tr> <td></td> <td style="text-align:center">Min</td> <td style="text-align:center">Max</td> <td style="text-align:center">Recommended</td> </tr> <tr> <td>Wet Film Per Coat (microns)</td> <td></td> <td></td> <td style="text-align:center">62</td> </tr> <tr> <td>Dry Film Per Coat (microns)</td> <td></td> <td></td> <td style="text-align:center">26</td> </tr> <tr> <td>Recoat Time (min)</td> <td style="text-align:center">8 hours</td> <td></td> <td></td> </tr> <tr> <td>Theoretical Spread Rate (m²/L)</td> <td></td> <td></td> <td style="text-align:center">16</td> </tr> </table>			Solids By Volume	41				Min	Max	Recommended	Wet Film Per Coat (microns)			62	Dry Film Per Coat (microns)			26	Recoat Time (min)	8 hours			Theoretical Spread Rate (m ² /L)			16
Solids By Volume	41																										
	Min	Max	Recommended																								
Wet Film Per Coat (microns)			62																								
Dry Film Per Coat (microns)			26																								
Recoat Time (min)	8 hours																										
Theoretical Spread Rate (m ² /L)			16																								

Application Guide	
Surface Preparation	<ul style="list-style-type: none"> Note: Fill nail holes, cracks and other defects with Cabots Wood Tone Putty after applying the first coat of this product for accurate colour matching. Remove stains, dirt, wax, grease and oil with mineral turpentine. Remove any polish with a suitable floor polish remover. <p>BARE TIMBER Sand the surface smooth using 180 - 240 grit sandpaper. Sand only in the direction of the grain. Remove all traces of sanding dust.</p> <p>P;REVIOUSLY COATED TIMBER Completely remove the previous coating using a paint stripper or by sanding. Remove all traces of sanding dust.</p>
Application Procedure And Equipment	<ul style="list-style-type: none"> Brush, Roller Stir thoroughly with a broad flat paddle until pigment is mixed in and colour is uniform. Keep well stirred during use. If using more than one can, mix all cans together into a larger container to ensure colour uniformity. Apply with a good quality brush or roller. Apply three coats depending on the required depth of colour, allowing 8 hours between coats. Sand between coats using 240 grit sandpaper. <p>COLOUR STRENGTH If the desired colour is achieved after 1 or 2 coats of Cabot's Stain & Varnish, use Cabot's Cabothane Clear Oil Based to complete the 3 coat system.</p> <p>MAINTENANCE Regular inspection of all coated surfaces is recommended. Re-coating is recommended when the coating looks dull or tired. Clean with Cabot's Floor Clean following label instructions. Sand with 240 grit sandpaper then apply 1-2 coats.</p> <p>STAINING A FLOOR The natural colour of the timber will affect the finished colour of the stain. Always test the stain on an off cut or concealed part of the actual job before proceeding. Follow preparation steps above. Stain first with one coat of Cabots Stain & Varnish Oil Based using a 6 - 10mm nap roller. Additional coats can be applied if a deeper colour is required. Topcoat with Cabot's CFP Floor Oil Based following label instructions.</p>

Health And Safety			
MSDS Number	22595	Using Safety Precautions	RISK: Flammable. Irritating to skin. Avoid contact with skin and eyes. Wear suitable protective clothing and gloves. Use only in well ventilated areas. If painting large areas wear an organic vapour respirator. This paint is flammable, so eliminate any sources of ignition. Do not smoke.
MSDS Link	http://msds.duluxgroup.com/pdf/shess-en-cds-020-000000022595.pdf		
Health Effects	<p>If poisoning occurs, contact a doctor or Poisons Information Centre on 0800 764 766.</p> <p>SWALLOWED: If swallowed, do NOT induce vomiting. Give a glass of water. Seek medical assistance.</p> <p>EYE: If in eyes, hold eyes open, rinse with plenty of water. Seek medical help if irritation occurs.</p> <p>SKIN: If skin contact occurs, remove contaminated clothing and wash skin thoroughly with soap and water.</p> <p>For further information or a copy of the Product Safety Data Sheet telephone Cabots Customer Service Department on 0800 222 687. For emergencies phone 0800 734 607.</p>	Flammability	This product is flammable.
Storage	Keep out of reach of children.	Disposal	Do not pour leftover paint down the drain. Unwanted paint should be brushed out on newspaper, allowed to dry and then disposed of via domestic waste collections. Empty paint containers should be left open in a well ventilated area to dry out. When dry, recycle the container via steel can recycling programs. Disposal of empty paint containers via domestic recycling programs may differ between local authorities. Check with your local council first.
In the case of emergency, please call 0800 734 607			

Precautions And Limitations

All timings quoted at 25°C and 50% humidity. Cooler or humid conditions may require longer.
Do not apply this product if the temperature is below 10°C or above 35°C.

Transport And Storage

Pack A	825 - Line	Shipment Name	Paints
Size 250ml 1L	Weight 0.32kg 1.1kg		
Flash Point	>23C	UN Number	1263
Dangerous Goods Class	3	Package Group	III

Disclaimer

Dulux and Other marks followed by ® are registered trademarks. Marks followed by the symbol of ™ are trademarks.

The data provided within the Duspec system is correct at the time of publication, however it is the responsibility of those using this information to check that it is current prior to specifying or using any of these coating systems.

DISCLAIMER: Any advice, recommendation, information, assistance or service provided by any of the divisions of DuluxGroup (New Zealand) Pty Ltd or its related entities (collectively, DuluxGroup) in relation to goods manufactured by it or their use and application is given in good faith and is believed by DuluxGroup to be appropriate and reliable. However, any advice, recommendation, information, assistance or service provided by DuluxGroup is provided without liability or responsibility PROVIDED THAT the foregoing shall not exclude, limit, restrict or modify the right entitlements and remedies conferred upon any person or the liabilities imposed upon DuluxGroup by any condition or warranty implied by Commonwealth, State or Territory Act or ordinance void or prohibiting such exclusion limitation or modification. Coating systems can be expected to perform as indicated on the Duspec Spec Sheet so long as applications and application procedures of the individual products are followed as recommended on the appropriate Product data Sheet. "Orica" "Dulux" "Berger" "Berger Gold Label" "Hadrian" "Walpamur" "Levene" "Acratex" and Other marks followed by ® are registered trademarks. Marks followed by the symbol ™ are trademarks.

Please note that this document is only valid for 60 days from the date of issue.

DuluxGroup (New Zealand) Pty Ltd 150 Hutt Park Road NZ ACN 133 404 118