

**NZAC00152 Dulux Acratex Venetian Plaster Ombr**

**Introduction**

Product Line  
N4100088/9-Unit

**Description and Image**




Venetian Plaster Ombr is a water based tint able / clear finish for interior surfaces that have been coated with Venetian Plaster



**Features and Benefits**

- Ready to use
- Protects and beautifies

**Standards And Certifications**

 <p>NATA Accredited: National Association of Testing Authorities</p>	 <p>Certified System: Quality ISO 9001</p>	 <p>Certified System: Environment ISO 14001</p>	
---	---	--	--

**Standards and Certifications**  
For details on these standards and certifications please reference the 'Approvals' section at the beginning of this document. Please contact your DuluxGroup representative for specific information on ESD credits / points.

**Uses**

Venetian Plaster Ombr Gloss Glaze is particularly suited to preservative / protection and highlight interior Venetian Plaster finishes used in the restoration of old historical buildings such as churches, palaces or villas, interior only; to create surfaces of elevated aesthetic value in all settings whether modern or classic: halls, stairways, bathrooms, living rooms; to add gloss elegance to the most refined public places such as hotels, restaurants, shops, etc.

**Typical Specifications**

Typical System

Title:  
**AUAC02681 Dulux Acratex Venetian Plaster Modello / Bauta / Ombra on New Plasterboard [Interior]**



Preparation Guide  
Refer Full Du-Spec specification Sheet  
AUAC02681 Dulux Acratex Venetian Plaster Modello / Bauta / Ombra on New Plasterboard [Interior]

Image is Bauta Silver over coated with Ombra tinted black

Coat	Product	Spread Rate (m <sup>2</sup> /L)	WFT (micron)	DFT (micron)
1st Coat	VENETIAN PLASTER QUARTZ PRIMER	8	125	54
1st Coat	VENETIAN PLASTER MODELLO	2.045	490	350
1st Coat	VENETIAN PLASTER BAUTA	11.2	91	15
1st Coat	VENETIAN PLASTER OMBRA	11.2	91	15
				Minimum System DFT: 434

Notes:  
Typical interior Venetian Plaster Bauta Metallic plus tinted VP Ombra tinted Glaze

**Typical Properties**

V.O.C. Content  
**<1**

Clean Up  
Water

Sizes  
**1.25L**

Meets ECNZ V.O.C. Requirements?  
**Yes**

Total Volatile Organic Content (TVOC) values are calculated in accordance to the stated methodology within Green Star Technical Manuals. The TVOC content is theoretically calculated as the sum total of the known VOC values of the product's raw material components. These materials include the base paint plus additional low VOC tinter required for non-factory packaged colours.

Application Methods



Microfibre or Soft Cotton cloth or Soft Sponge

Specifications	Solids by Volume		
	Min	Max	Recommended
Wet Film Per Coat (microns)	62.5	100	100
Dry Film Per Coat (microns)	66.7	93.5	93.5
Theoretical Spread Rate (m <sup>2</sup> /L)	11	11	11

Drying Time			
	Min	Max	Recommended
Recoat Time (min/hours)	<input type="text" value="120"/>	<input type="text" value="indefinite"/>	<input type="text"/>

<b>Application Guide</b>
<p>Surface Preparation</p> <p>Apply to freshly applied but dry Venetian Plaster.</p>
<p>Application Procedure and Equipment</p> <p>Apply Bauta with a soft Sponge in a circular movement, or in short strokes depending on the desired finish. Avoid excess material on the sponge to prevent dripping. Many be applied in multiply coats using different metallic 's can also be tinted or blended with Ombra clear finish to product high impact finishes.</p>

<b>Health and Safety</b>	
<p>SDS Number</p> <p><b>DLX003609</b></p>	<p>SDS Link</p> <p><a href="#">View SDS Link</a></p>
<p>Using Safety Precautions</p> <p>Keep out of reach of children.</p> <p>Read the label before opening or using.</p> <p>Avoid breathing vapour. Wear protective clothing, gloves, eye/face protection and suitable respirator/dust mask as required.</p> <p>Contaminated work clothing should not be allowed out of the workplace.</p> <p>Wash contaminated clothing before re-use.</p> <p>Wash hands, face and all exposed skin thoroughly after handling. .</p>	
<p><b>Please refer to SDS Link. In case of emergency, please call 0800 220 770.</b></p>	

**Precautions and Limitations**

**This product data sheets shall be read in conjunction with the Dulux specification.**

To ensure colour uniformity and for optimum performance, Dulux recommend a full coating system including a Membrane topcoat.

For **all** systems, the Texture &/or Base Coat should be tinted in accordance with Tint Guide to the specified topcoat colour (or a colour as close as possible to the specified colour as product and Acratex tint rules allow).

**Important:** Not all colours are suitable for exterior use.

Ensure that you have adequate tinted stock to complete the job in one application.

All material must be thoroughly cross-mix to ensure tint uniformity.

It is recommended to hold a volume of finish material for future maintenance touch-ups

Practical spreading rates will vary from quoted theoretical figures depending on substrate porosity, surface roughness, overspray losses, application methods and environmental conditions (e.g. wind).

- Do not apply paint if Relative Humidity is above 85% or temperature is within 3°C of Dew Point.
- Do not apply if the surface temperature is greater than 40°C or below 10°C, or likely to fall below 10°C during the application or drying period.
- Dry times apply to a single coat at recommended spread rate and at 25°C and 50% Relative Humidity
- Allow longer times under cool, moist, or still conditions and or when applied at high film builds.
- Protect from dew, rain and frost for 48 hours when apply at the recommended spread rate.
- Avoid application in hot, windy conditions or on hot surfaces cool the surface by hosing with water and paint the cool damp surface.
- The exterior texture coatings should be cleaned on a regular basis.
- This will help maintain your overall aesthetic appearance and preserve your Acratex Texture coating system.

Cleaning once every year will remove light soil as well as grime and airborne pollutants refer Dulux Acratex Care & Maintenance Guide.

**Transport and Storage**

Size:

1.25L

Weight:

Silver 1.625 kg Gold 1.550 kg Bronze

**Further Information**

**Venetian Plaster Web Page**

**Disclaimer**

This Data Sheet is copyright to DuluxGroup (Australia) Pty Ltd and/or DuluxGroup (New Zealand) Pty Ltd (collectively, 'Dulux'). It may not be varied or altered without the prior written consent of Dulux, and if it is, Dulux has no responsibility or liability for those variations.

Unless Dulux has provided you with a customised, project-specific specification, this Data Sheet does not represent that any particular product or product system will be suitable for your project.

Any information provided in this Data Sheet is given in good faith and is believed by Dulux to be correct at the time of publication. Products and coating systems can be expected to perform as indicated in this Data Sheet, provided the substrate is in good condition, the coatings are applied by a suitably experienced and skilled applicator, and the preparation, application and maintenance is followed strictly as set out in this Data Sheet, and as recommended on the applicable Safety Data Sheets for the relevant products, available from [www.duspecplus.co.nz](http://www.duspecplus.co.nz). Climatic conditions at application time can affect product suitability and performance.

The correct colour or colour match is the responsibility of the applicator. Colours will change over time and Dulux does not guarantee that the same colour newly mixed will match a colour applied earlier which has been subjected to weathering or other change elements. No product colour is guaranteed against colour change.

Where any liability of Dulux in respect of this Data Sheet cannot by law be excluded, Dulux's liability is limited, as permitted by law and at Dulux's option, to resupply of the relevant products or services or to reimbursing the cost of those products or services.

WHERE LEAD MAY BE PRESENT: The asset manager is responsible for verifying the presence of lead and determining whether to remove or encapsulate the lead. If lead is present, the work must be done in strict accordance with AS/ NZS 4361 Parts 1 and 2 and Worksafe Australia or New Zealand guidelines.