



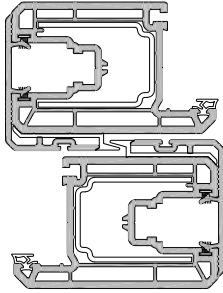
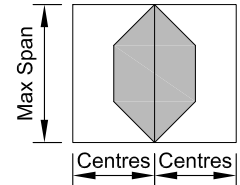
**KLIMA SERIES
SLIDING DOORS**
SPAN TABLES

CAD REF. VKSD06-0

DATE
01.01.17

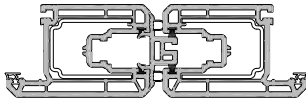
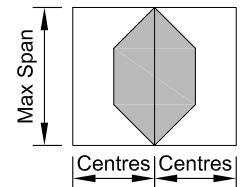
SCALE
NTS

Extrusion: K76041/K7V106
Description: Interlocker



Centres	Spans for each wind zone				
	Low	Medium	High	Very High	Extra High
1000	2630	2399	2144	1980	1866
1200	2504	2289	2053	1902	1797
1400	2414	2214	1994	1853	1756
1600	2352	2164	1958	1827	1736
1800	2311	2134	1940	1818	1733
2000	2286	2119	1937	1818	1733
2100	2279	2117	1937	1818	1733
2200	2276	2117	1937	1818	1733
2300	2275	2117	1937	1818	1733
2400	2275	2117	1937	1818	1733
2500	2275	2117	1937	1818	1733

Extrusion: K76041/K7V106
Description: Meeting Stiles



Centres	Spans for each wind zone				
	Low	Medium	High	Very High	Extra High
1000	2630	2399	2144	1980	1866
1200	2504	2289	2053	1902	1797
1400	2414	2214	1994	1853	1756
1600	2352	2164	1958	1827	1736
1800	2311	2134	1940	1818	1733
2000	2286	2119	1937	1818	1733
2100	2279	2117	1937	1818	1733
2200	2276	2117	1937	1818	1733
2300	2275	2117	1937	1818	1733
2400	2275	2117	1937	1818	1733
2500	2275	2117	1937	1818	1733

Spans are the maximum calculated allowable, based on NZS4211:2008, which requires that the member deflection at serviceability wind pressure (SWP) shall not exceed 1/200 of the span. Hardware and componentry may further restrict the spans. For advice contact APL Technical Advisory Service.