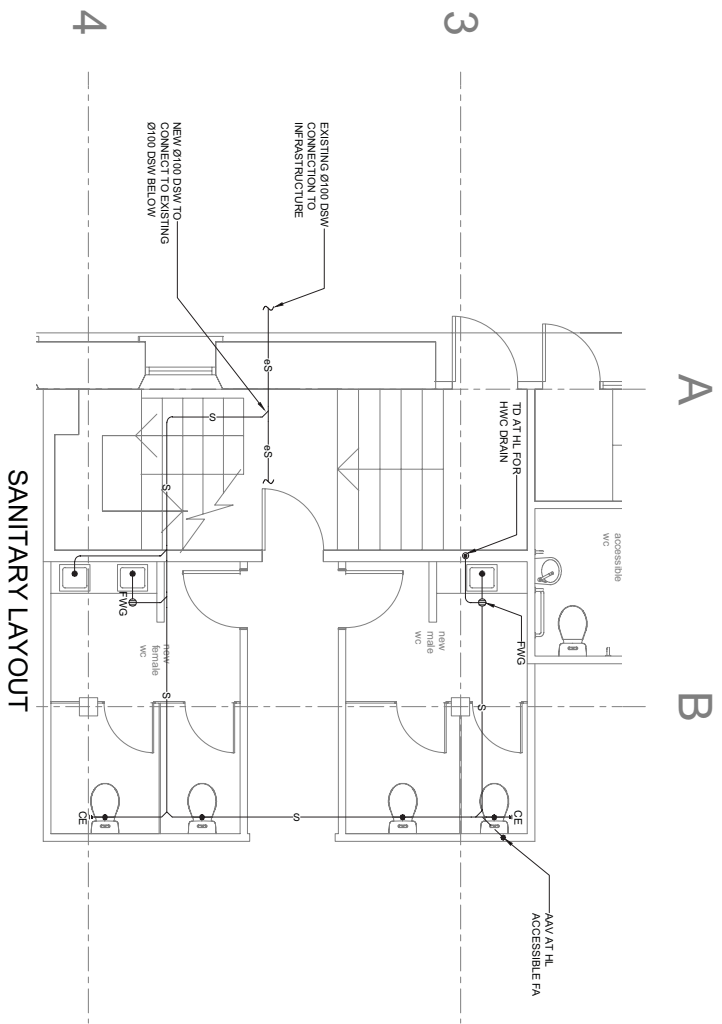


GENERAL NOTES

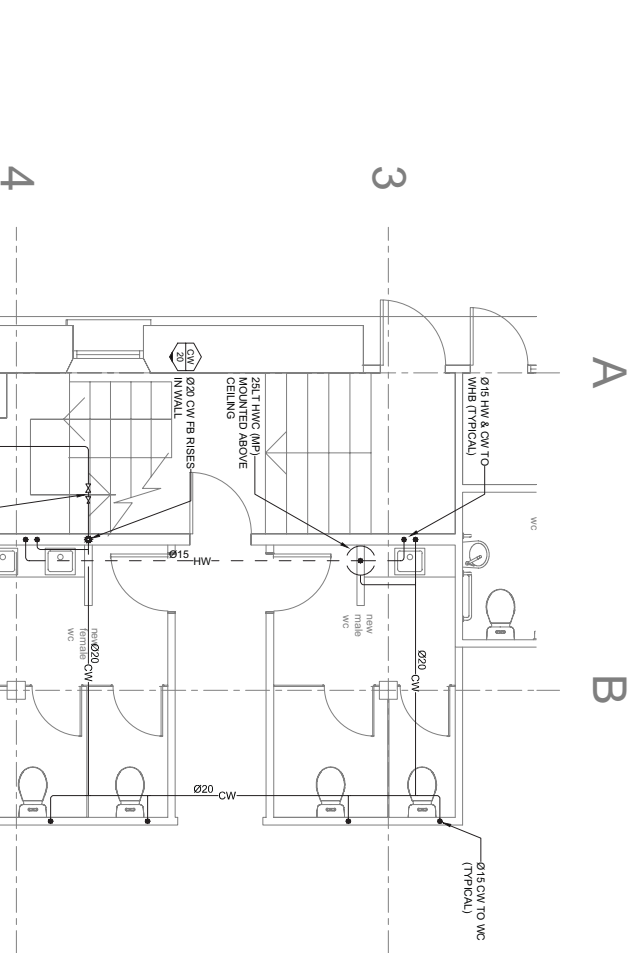
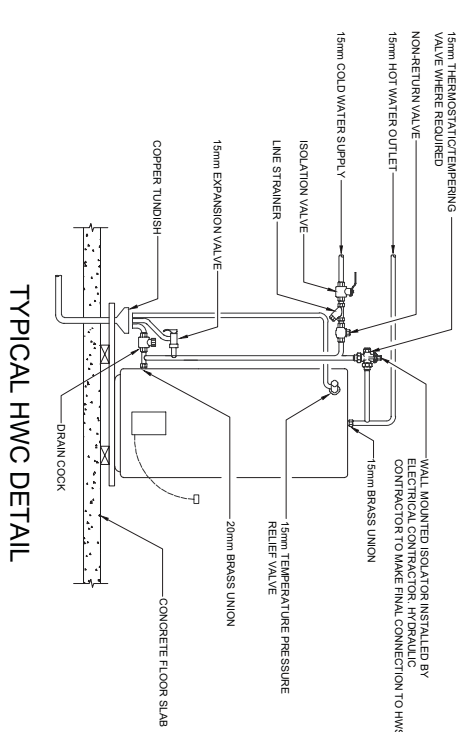
1. ALL PIPE SIZING ON WATER SUPPLY DRAWINGS IS NOMINAL SIZE (DN).
2. ALL PIPE WORK IS TO BE INSTALLED IN ACCORDANCE WITH THE REQUIREMENTS OF AS 3500 AND THE NEW ZEALAND BUILDING CODE.

PIPE SIZING CHART		SUB-SOIL	
FIXTURE	PIPE SIZE	FIXTURE	PIPE SIZE
WC	Ø100	WC	Ø55
WHB	Ø55	WHB-FWG	Ø40
WHB-FWG	Ø40	FWG	Ø55

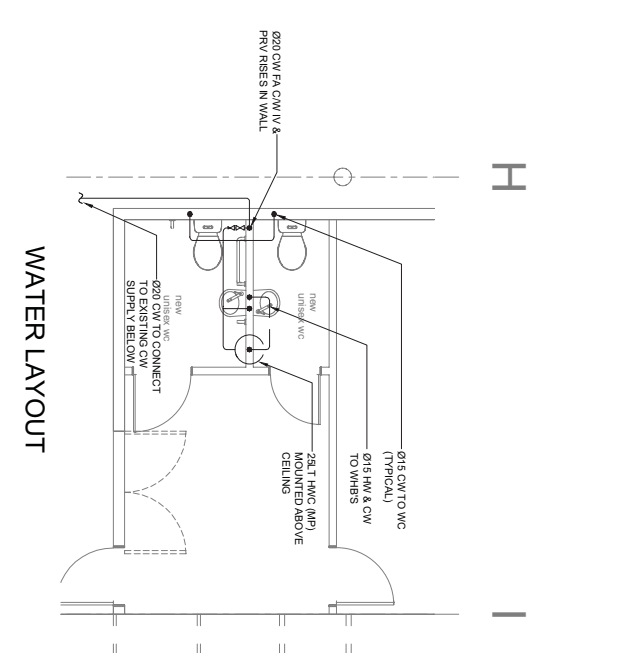


SANITARY LAYOUT

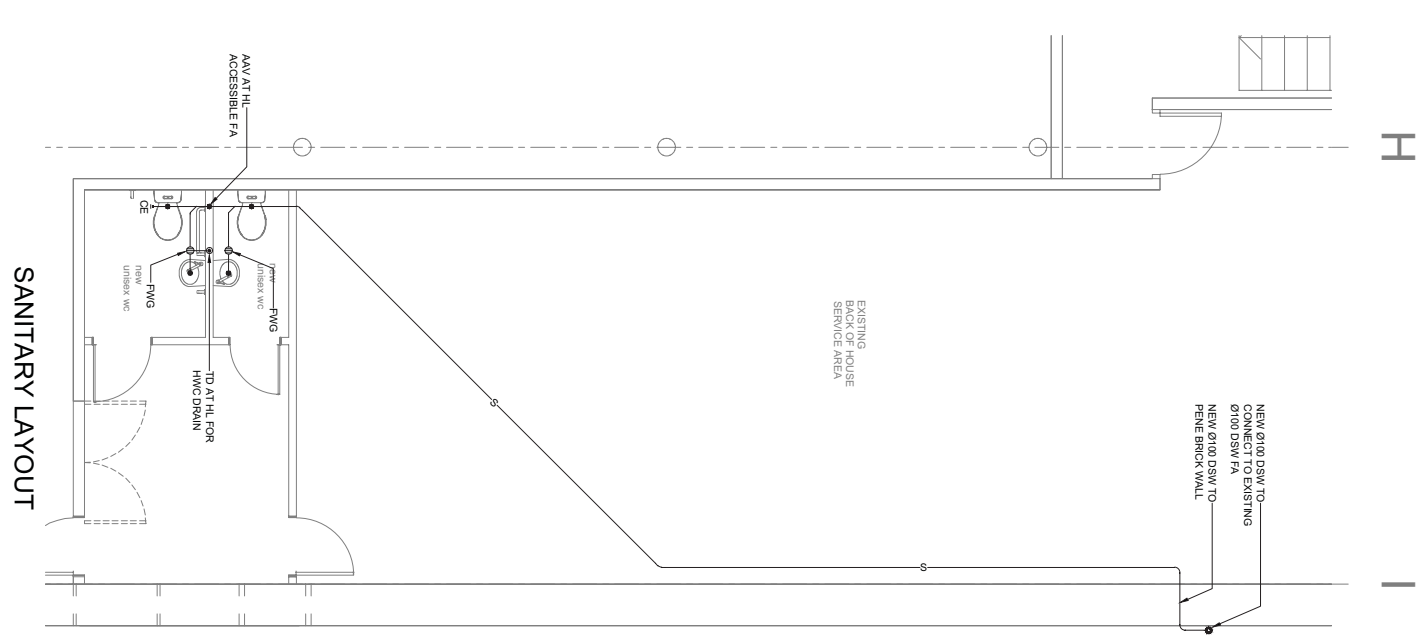
TYPICAL HWC DETAIL



WATER LAYOUT



WATER LAYOUT



SANITARY LAYOUT

Rev.	Description	Date	By	Rev.	Description	Date	By
A	ISSUED FOR BUILDING COMMENT	09.05.11	JF				

Rev.	Description	Date	By

<p>NDY O&A SYSTEM BUILDING FOR SUSTAINABLE BUILDING COMMENT AUTHORIZATION</p> <p>By: _____ LATEST AMENDMENT</p>	<p>CONSULTING ENGINEERS 1, 29, CUSTON STREET WEST AUCKLAND, NEW ZEALAND PHONE: +64 9 3070887 FAX: +64 9 3070887 WWW: WWW.NDY.CO.NZ</p> <p>HYDRAULIC ENGINEERING CONSULTING ENGINEERS 29, CUSTON STREET WEST AUCKLAND, NEW ZEALAND PHONE: +64 9 3070887 FAX: +64 9 3070887 WWW: WWW.NDY.CO.NZ</p>
--	---

Scale: 1:500 @ A1

Date: 09.05.11

Drawn: JF

Design: SG

Project No: 91215-004

Project: **ADDIDAS MUSEUM**
AUSTRALIS NATHAN BUILDING
HYDRAULIC SERVICES
SANITARY & WATER LAYOUT

Client: **ADDIDAS MUSEUM**
AUSTRALIS NATHAN BUILDING

Drawing No: **H-0G-001**