






*Adjustable feet for uneven floors*



*Headrail infill over door opening*



*Slimline headrail corner detail*



*Slimline headrail on Structural Board*

## HALE STRUCTURAL PARTITIONING *system*

The HALE STRUCTURAL PARTITIONING *system* is an economical solution, recommended for low abuse, dry areas such as toilets. It is not suitable for areas that are hosed for cleaning. A high pressure laminate, factory applied to moisture resistant particle board provides superior impact resistance and one piece up to 1800 wide.

Panels	18mm decorated Laminex Structural MR™
Edge Treatment	2mm ABS
Applications	Offices, Hotels & Restaurants, Shopping Centres, Educational Centres (ie Schools & Colleges)



Indicator face plate



Superior lock with integrated bumper and concealed fix



Concealed fix gravity hinges



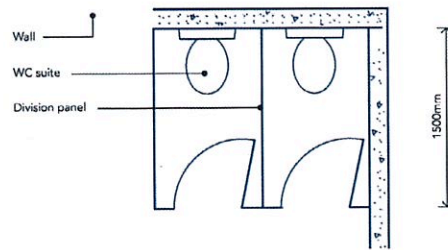
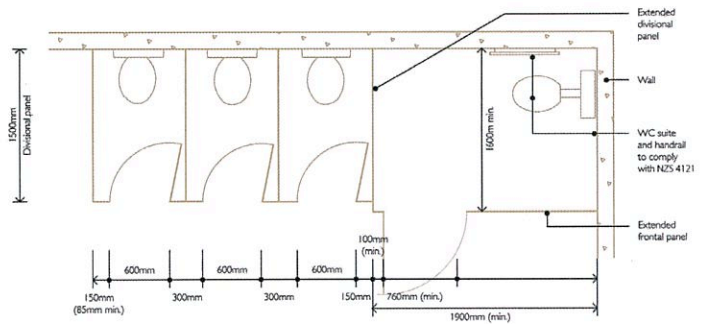
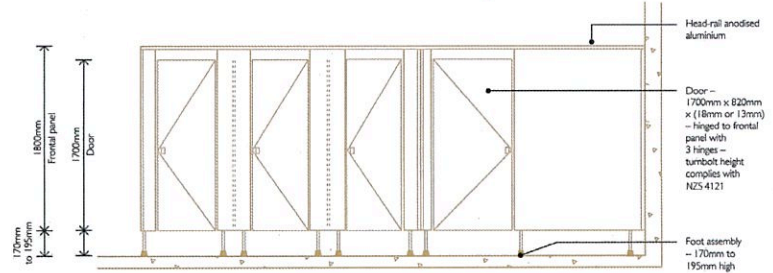
172mm



Concealed fix coat hooks



210mm



## Key Features

- design patented anodised aluminium headrail
- design patented Avanti lock/indicator combined bumper
- concealed fix hinges and coat hooks
- anodised aluminium adjustable legs
- stainless steel fixings
- continuous wall channels to all junctions
- seven year board guarantee
- two year hardware guarantee
- two year guarantee on installations
- environmentally friendly, E1 rated board
- Flexible design, available in ready to install, flat pack complete with shop drawings and installation manual



# HALE STRUCTURAL BOARD SYSTEM